


# SURLY

bikes. parts. chaos.  
2012 catalog



# TABLE OF CONTENTS

**BIKES AND FRAMES**  
**P. 2-13**

**CLOTHES & TIDBITS**  
**P. 34-37**

**DRIVETRAIN**  
**P. 20-24**

**TRAILERS**  
**P. 14-15**

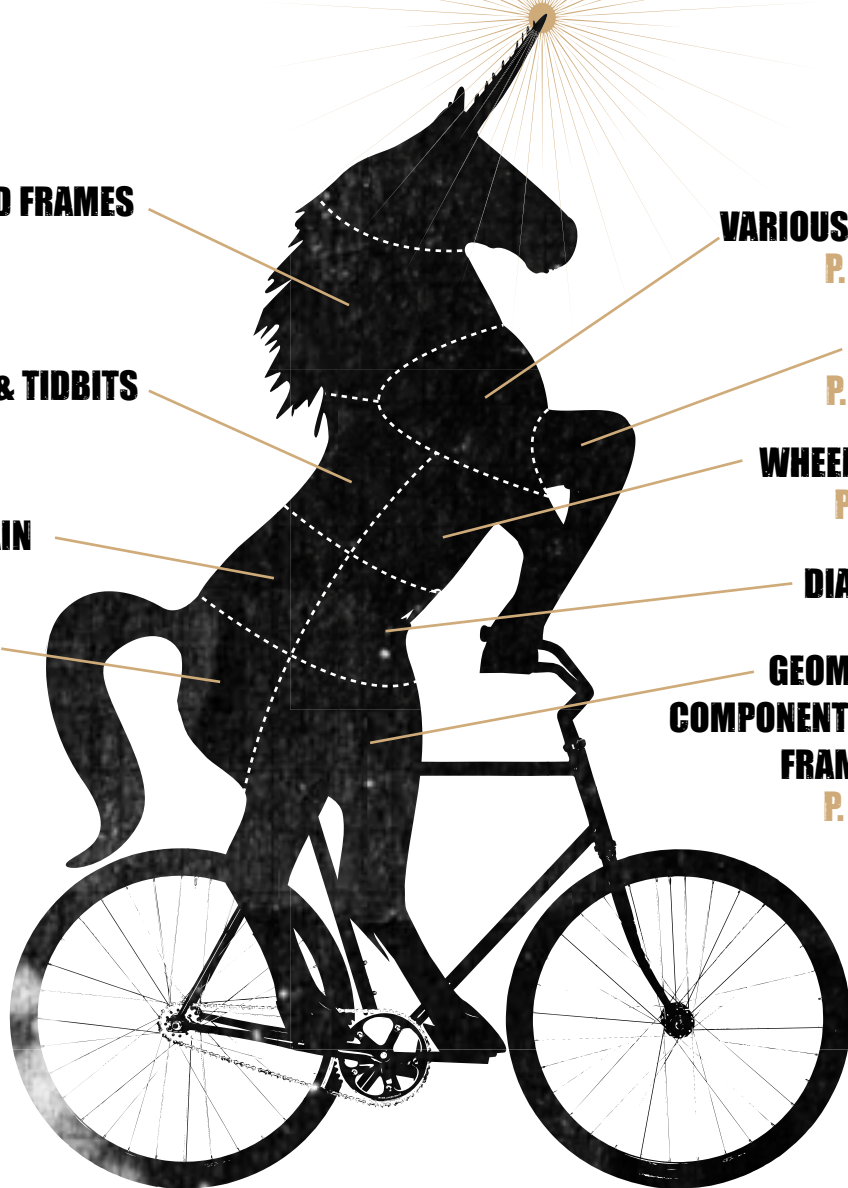
**VARIOUS PARTS**  
**P. 29-33**

**FORKS**  
**P. 25-28**

**WHEEL STUFF**  
**P. 16-19**

**DIARRHEA**

**GEOMETRIES**  
**COMPONENT SPECS**  
**FRAME INFO**  
**P. 38-60**



# WHAT DOES IT ALL MEAN?

Nearly since the genesis of Surly (excepting a short period a few years ago which incited bewildered inquiries from our constituency as to why we had removed the decals) our chainstays have proudly stated "F.F.F.-Fatties Fit Fine." We have not always been especially overt in explaining what F.F.F. means. We talk about it a little in our product information but otherwise there isn't a lot of context for most people, and not surprisingly this leads to some misinterpretation.

People ask, for example, if it means our bikes are for fat people. Hell yes they're for fat people. Big tires cushion weight better than skinnies and help protect wheels, frame and body. Our frames are also good for skinny people and slightly pudgy people and real small people and this year, with 64cm Long Haul Truckers and 24" Ogres, they're good for pretty tall people too. So that's not what it means.

Many people suppose Fatties Fit Fine refers to cannabis. You know, because of Fatties. But nope, it's not about weed, bud, pot, smoke, the dank, Mary Jane, skunk, sensimilla, sticky nuggz, the kind, ganja, herb, Maui Wowie or reefer.

In large part (har!) Fatties Fit Fine is about tire size. Our frames accept bigger-than-average tires for their genres. From our first frame, the sublime 1X1, to the Steamroller to the Pacer, even the Big Dummy, our frames have always loved their shoes. When we introduced the Karate Monkey there were very few 29" tire options. There weren't many 29" frame options for that matter. Pugsley helped bring even fatter tires to more people with 65mm rims and 3.8" tires. This year Moonlander does it with 100mm rims and 4.7" tires. And the Mr. Whirly Offset Double crank does it by finding new ways to accommodate chainline. Many of our frames are designed with options built in for different kinds of brakes and/or drivetrains. Our Cross-Check has long been the standard for the bike you will keep for years and years because it rides great and allows you to switch it up from time to time. Troll and Ogre framesets are creepy with multimodal functionality, or as we call it: versatility. So are Moonlander and Pugsley. When designing cranks or hubs or trailers or wrenches we think how you could use that item multiple ways. We think about what components are most likely in your parts box. When spec'ing our complete bikes we choose parts suited to the task at hand, with an eye on durability and affordability, without sacrificing the purpose.

It's not surprising then that F.F.F. is also shorthand for Buckminster Fuller's pet phrase Form Follows Function. We like that idea. We want to ride more places, and we know a lot of other people who do too. So we find ways to do just that. We pursue the function.

F.F.F. isn't all we're about, but it reflects a combination of pragmatism and creativity that we like. Big tires absorb, conform, grip, and hold inertia in a manner superior to skinnier tires. It doesn't matter whether you're a roadie, a cyclocrosser, a mountain biker, or just some chick or dude riding to the store; big tires are your friend. Just bigger tires. Think of it.

We've got lots of tasty stuff for 2012. We're introducing two new frames, the Ogre and Moonlander. They'll also be available as bikes. The Ogre is a 29" wheel version of the Troll. The Moonlander is like the Pugsley, except it takes even wider rims and bigger tires. You'll find those in here too. We've got a disc brake version of the Long Haul Trucker, also offered as frameset and complete bike. Its rear dropouts are pretty neat and leave plenty of room for fenders and rack. That makes three versions of the Long Haul Trucker: rim brake, disc brake, and the S&S coupled Trucker DeLuxe. All of them got a new fork crown. The Karate Monkey loses its rim brake studs and gets a new fork. The Pacer got a new fork crown, component spec change, and a snazzy new color. The Troll will be available as a complete bike. And that's just bikes and frames. Take a look inside, and thanks for checking out our stuff.

# MOONLANDER

AVAILABLE AS FRAME OR COMPLETE BIKE

Years ago, our Pugsley's 3.8" Endomorph tires and 65mm-wide Large Marge rims introduced the cycling world to new riding possibilities. Our big tires, run at low pressures, get you over terrain that is difficult or impossible to ride on a 'regular' bike. That original Pugsley tire/rim format certainly changed the game, but there are places and conditions that beg for a larger tire footprint. So, to satisfy our cravings for increased traction action, we introduced the 82mm-wide Rolling Darryl rim. Darryl spreads out the tire more than Marge does, effectively presenting more tread to the trail and adding traction potential. Bigger can be better.

Not wanting to be limited to using the 82mm rim/3.8" tire combo (the largest recommended for the Pugsley), we decided that it was time to raise the bar and develop higher-volume tires, wider rims and a frame to accommodate them. So, this year, we offer you the Big Fat Larry 4.7" tire, the 100mm-wide Clown Shoe rim and, of course, the Moonlander frameset. Like all of our framesets, the Moonlander is made of Surly 4130 CroMoly steel. It features 135mm-spaced, 28mm-offset, rear-loading Surly horizontal dropouts (track ends) with a derailleur hanger...meaning you can set it up as a singlespeed or geared bike, derailleurs or internally geared. The bottom bracket height gives you clearance for bushwhacking and monster-trucking. The dropped and gusseted top tube maximizes standover height. And the tallish headtube allows you to set your rig up with a comfortable riding position for those long days grinding out miles in the saddle.

Moonlander's fork measures 447mm axle-to-crown...same as the Pug, so all of our fat forks are interchangeable between the two models. The disc mount allows you to use a front disc brake caliper with a 135mm O.L.D. rear hub...or with a 135mm-spaced Surly front hub. Mid-blade thru-eyelets and lower rack barrels are included for installing fenders and racks. We offer the Moonlander as a frameset and as a complete bike. The complete bike components were chosen for their durability and their suitability to the task at hand. We chose thumbshifters because they allow you to shift even when wearing mittens. To accommodate the Clown Shoe rim/Big Fat Larry tire spec, the frame design pushes the chainline even farther outboard than that of the Pugsley. So we spec'd Moonlander with our new MWOD crank system. The MWOD (Mr. Whirly Offset Double) ditch the big ring and moves the middle and granny ring outboard. The 2 x 9 drivetrain offers the gear ratios most applicable to a bike of this type while avoiding chain/tire interference. Works like a charm.

If you've ever wanted a little more float and traction to get you over the hills and through the woods to Grandmother's House of Ill Repute and Freestyle Taxidermy, consider the Moonlander.



## FRAME DETAILS



See page 39 for complete Moonlander bike specs.

See page 38 for complete Moonlander frame specs and geometry grid.



Color: Space

# PUGSLEY & BLACK OPS PUG

By now, you know that Pugsley was created to go where standard “all terrain” bikes flounder. The floatation and traction afforded by large-volume, low-pressure tires can get you over and through otherwise unrideable terrain...sand, mud, wet rocks and roots, ice and many kinds of snow.

The Pugsley frame has 135mm-spaced horizontal rear-loading dropouts with a derailleur hanger. This means you can set it up with a derailleurs drivetrain or an internally-geared hub. Run it with a singlespeed freewheel or a fixed cog. You have lots of drivetrain choices.

The stock fork accepts a 135mm rear mountain hub, just like the frame. This makes it easier to install and remove the wheel (a big tire on a big rim benefits from a wide opening), and it allows front and rear wheel interchangeability. This means you can have the ability to carry another full gear cluster, a singlespeed freewheel, or a fixed cog on the front wheel. And should something go wrong with your primary drivetrain, you have the option of swapping wheels and continuing on your journey or retreating to a place where you can make necessary repairs.

In addition to the frameset, we offer the Pugsley as a complete bike. It features Large Marge rims with Larry and Endomorph tires, plus a nice mix of components chosen for their durability and value.

This year, we offer you an alternative to the standard Pugsley. The Black Ops Pugsley is the stealth bomber in our fleet. The frame and fork are black with subtle black and gray decals. The rims are black. The spokes are black. Everything is black...except the chain. Where the standard Pugsley sports 65mm-wide Large Marge double-wall rims, the Black Ops utilizes our 82mm-wide single-wall Rolling Darryl rims to expand its tire footprint, increasing its traction and all-terrain floatation. The increase in rim width puts the tire closer to the chain. So to avoid chain rub, we spec'd this bike with our MWOD rings on a Mr. Whirly crankset. This provides all the chain/tire clearance necessary while retaining low- and mid-range gearing for crawling through the sticky and flying under the radar. The Black Ops Pug is available as a complete bike and as a frame without a fork. Choose from our three fat bike fork offerings...or pick something else (there are a few non-Surly options out there) and build up your ride to suit your specific needs.



## FRAME DETAILS



**New Black Ops version available. See pages 40-41 for complete info.**



**See page 41 for complete Pugsley bike specs.**

**See page 40 for complete Pugsley frame specs and geometry grid.**



**Color:** Snowblind  
**Black Ops Color:** Necromancer

# OGRE

## AVAILABLE AS FRAME OR COMPLETE BIKE

Meet Ogre, Troll's bigger-wheel brother. Troll and Ogre offer the same ability to accommodate a wide array of drivetrains, brakes, and cargo-hauling accessories. The main difference is that Ogre runs on 29" wheels, the Troll on 26".

Built of 4130 CroMoly steel and based on the tried-and-true geometry of our venerable Karate Monkey, Ogre is designed to be a platform for exploration, commuting, trailer-pulling, on-road and off-road touring, and just riding along. Both frames feature gusseted sloping toptubes, Surly Trip Guides for running full shift and brake housing, mounts for linear-pull and disc brakes, and ample room between the stays for high-volume rubber...up to about 2.5".

Ogre comes with our suspension-corrected (80mm) fork. It features mid-blade eyelets and low-blade barrel bosses for mounting front racks. We provide canti pivots and disc brake mounts, so you can choose a system that best suits your stopping needs. And it's specifically designed to allow the use of a fender, disc brake, and front rack at the same time. Yep, you read that right.

Like the fork, the rear end allows all-at-once rack, fender and disc compatibility. Spaced for 135mm hubs, the 'dropouts' are just like Troll's...rear load horizontals with a derailleur hanger, slotted disc brake mounts, M10 x 1mm threaded holes for mounting Surly Bill & Ted trailer-connecting hardware (or B.O.B. Nutz), and a dedicated anchoring point for a Rohloff OEM2 axle plate. We designed a ton of versatility into these framesets because we want you to build up a Troll or Ogre the way it will best serve you.

Framesets and complete bikes are available in sizes 16, 18, 20, 22 and supergiant 24". Tall folks, we got your back.

The complete bike parts spec is durable and sensible...just the sort of value you expect from a Surly.

If you're like us, your bike needs will likely change by the day, week, month or year. Ride it to the office during the day, rip some local single-track after work, use it to tote crates of freakishly-large tubers next weekend, and tour that stretch of off-the-beaten-path double-track next month. With Ogre (and Troll), you can do that.



## FRAME DETAILS



See page 43 for complete Ogre bike specs.

See page 42 for complete Ogre frame specs and geometry grid.



Color: Army Green

## TROLL

### AVAILABLE AS FRAME OR COMPLETE BIKE

Though the Troll's geometry is that of a 26"-wheeled mountain bike, it's unlike most mountain bikes you'll find on your local bike shop floor. It has ample clearance for 28/38/50t mountain-triple chainrings and room for 26 x 2.7" tires. The gusseted front triangle, with its sloping toptube, provides generous standover clearance even when running high-volume rubber.

Build it with a 100mm suspension-corrected fork, or roll the 4130 CroMoly Troll fork. The stock fork is spec'd with canti pivots, disc mounts, low- and mid-blade rack bosses and fender eyelets. Run a rack, fender and disc at the same time.

The Troll frame features horizontal rear-loading dropouts with a derailleur hanger, disc caliper mounting slots, plus rack and fender bosses. There's a dedicated area for anchoring a Rohloff hub OEM2 axle plate, and we've included threaded M10 x 1mm holes for installing Surly trailer-mounting nuts or B.O.B. Nutz. The dropout design allows the simultaneous use of a rack, fender and disc brake. We include canti pivots, too. Options, options, options. Marcia, Marcia, Marcia.

Use it as a mountain bike, cruiser, commuter or touring rig. Make it your go-to utility tractor. Try out different tires and handlebars. Add some racks, build it with gears, or strip it down to a singlespeed drivetrain. Take it camping, ride it to the grocery store or session on your favorite single-track. Build it up, ride it for a while, then reinvent it.

Like many of our models, the Troll is available as a frameset or as a complete bike.



### FRAME DETAILS



See page 45 for complete Troll bike specs.

See page 44 for complete Troll frame specs and geometry grid.



Color: Agent Orange

# LONG HAUL TRUCKER

AVAILABLE AS FRAME OR COMPLETE BIKE

Bicycle touring has been growing in popularity quite a bit in the last decade, and our Long Haul Trucker has been around for most of that time. Over the years it's developed a devoted following. People understand and appreciate the LHT's dependability and everyday riding comfort, whether they're cruising to the store or lost in the middle of nowhere. Why the Trucker? Simple. A touring bike's job is to go the distance and then some while carrying you and your gear, all in relative comfort. The Long Haul Trucker was designed in all aspects to do exactly that. Its low bottom bracket and long chainstays provide comfort and stability. We gave it ample tire clearance for larger tires (larger tires soak up a lot of road static) with room for fenders too. The frame's tubing is thicker-walled and larger-diameter than standard road and sport-touring frames, and this pre-tunes it for the weight of cargo. And it's got all the braze-ons, from rack mounts to water bottle cage bosses to spare spoke holders. Like all our frames, it's made of CroMoly steel. We like steel for a lot of reasons, foremost among them the ride quality a well-designed steel frame delivers. It doesn't hurt that steel is relatively inexpensive, or that it is more easily repaired than aluminum, carbon fiber or titanium. You'll probably never need to have the frame repaired, but if you do you're more likely to find someone who can weld steel than someone who can weld ti or aluminum. Repair carbon fiber? Good luck with that.

The Trucker hasn't changed much since we introduced it, but we have changed a few things this year, and we expanded the line. Let's review.

**First, the rim brake LHT.** The original. Designed to be used with cantilever or linear-pull brakes, the standard Long Haul Trucker is available as a frameset and as a complete bike, with 26" wheels in 42-62cm frame sizes, and with 700c wheels in 56-62cm. We'll also begin offering the 700c in a 64cm. A well designed bike for tall folks at a production frame price ought to make a lot of folks pretty happy. We're updating the fork too, with custom crown and dropouts. This fork has two sets of eyelets on the dropouts as well as at proper mid-blade height, and 5 x 0.8mm bosses built into the side of the crown. All this makes the fork compatible with most types of racks, and provides options how you can mount racks and carry your stuff. For the components package on the complete bike we chose stuff that's well suited to the kind of riding this bike is intended for, that's durable and won't shoot holes in your wallet.

## Canti LHT:

- 26" wheels available in sizes: 42, 46, 50-62cm completes and framesets
- 700c wheels: 56-64cm framesets



See page 48 for complete Long Haul Trucker bike specs.

See page 46-47 for complete Long Haul Trucker frame specs and geometry grid.



**Long Haul Trucker & Disc Trucker Colors:**  
Super Dark Green or Blacktacular

## DISC TRUCKER

AVAILABLE AS FRAME OR COMPLETE BIKE

Sometimes a combination of load, climate and terrain demands a bit more braking performance than a rim brake LHT provides. That's where the Disc Trucker comes in. It's a Long Haul Trucker with 51mm IS caliper mounts instead of rim brake mounts on the frame and newly redesigned fork. When designing the Disc Trucker we started with a brand new set of rear dropouts which place the caliper mount between the chain and seatstays, providing uncompromising clearance for a rack and fender. Cable/hose routing via our own Trip Guides runs along the downtube. Like the standard LHT, the Disc Trucker is available as a frameset and as a complete bike, with 26" wheels in 42-62cm frame sizes, and with 700c wheels in 56-62cm, the Disc Trucker will also be available in a 64cm, 700c wheel only. Most of the components on the complete bike are the same as the standard LHT, but a couple things are different. We chose Avid BB7 cable operated brakes for their proven reliability and ease of service, and Shimano XT M756 hubs with 6-hole rotor mounts. These hubs are durable and easy to maintain.

- 26" wheels available in sizes: 42, 46, 50-62cm completes and framesets
- 700c wheels available in sizes: 56-64cm framesets

## TRUCKER DELUXE

FRAMESET ONLY

Otherwise a standard rim brake, 26" wheeled LHT frame, the Trucker DeLuxe splits into front and rear halves, and is joined by brazed-in stainless steel threaded sleeves commonly known as S&S Couplers (S&S Machine is the company who invented and manufactures them). S&S Couplers allow the entire bicycle (without bags or racks) to fit into a case within airline regulation dimension for standard size luggage...meaning your bike can fly at the same price as a normal piece of checked luggage. We sell this as a frameset only, and advise that to properly make use of the option this frame provides, a certain level of mechanical aptitude is required. You have been warned.

- 26" wheel only. Framesets only
- Sizes 42, 46, 50-62cm



So there you go. Lots of options, lots of sizes. As we said when we first introduced the Long Haul Trucker touring frameset, nothing is quite as epic as a really long bike ride. Long Haul Truckers are designed from the ground up for exploring that idea. Pack up, sell the car and go.

### FRAME DETAILS

Long Haul Trucker



Disc Trucker



Trucker DeLuxe



See page 49 for complete Disc Trucker bike specs.

See page 46-47 for complete Disc Trucker frame specs and geometry grid.

See page 46-47 for complete Trucker Deluxe frame specs and geometry grid.



Trucker DeLuxe Color: Deep Water Blue

# KARATE MONKEY

AVAILABLE AS FRAME OR COMPLETE BIKE

29" wheels, as you may know, deliver greater traction than 26" wheels; they smooth out terrain more effectively, hold inertia well, and in general they fit taller riders better than 26" wheeled bikes. When it was introduced, the Karate Monkey was one of the first (the first?) production 29'ers. Not only did the Monkey put the 29" platform in front of a lot of people, it did so at a price within reach of many a bike nerd. Back then there were only about three tire options! Since then 29-inch has become a full-blown category, with entire bike companies dedicated to the platform.

Even now, however, the Karate Monkey continues to amaze people even though it's nearly the same as when it was introduced: our own custom 4130 CroMoly steel tubing make the frame and fork, butted where it matters to provide a durable yet resilient ride. The seat tube is curved forward, allowing the rear wheel to tuck under, shortening the wheelbase and increasing rear wheel traction. The crank height provides plenty of ground clearance. The rear "dropouts" are horizontal rear-load style, but with a derailleur hanger. Hmmm, tricky. We offer the complete bike version of the Karate Monkey as a singlespeed but you could turn it into a geared bike if you wanted. Or monster cross it. Fixed-gear off-road it. The Karate Monkey sticks to trail like peanut butter to a dog's mouth. It rides great. That's not just us talking, that's what we hear from customers. You'll see.

We have made some changes though. With the introduction of our Ogre frameset and complete bike, the Karate Monkey is no longer the only 29-inch wheeled model in our stable, so we took the opportunity to refine it a bit. First, we took off the cantilever studs. Yep, Karate Monkey is now disc brake only. And the fork, still suspension corrected for 80mm travel, has been redesigned to be more resilient and forgiving.

The Karate Monkey retains threaded barrel mounts on its stays. You can run a rear rack, but if what you really want is an expedition-type 29'er we advise the Ogre. Ogre shares the KM geometry but is designed to run fenders, discs and racks at the same time. If you want a lighter and faster 29'er that can do other stuff from time to time, the Karate Monkey is the way to go. There's a reason the Karate Monkey is still around: Because it rips.



## FRAME DETAILS



See page 51 for complete Karate Monkey bike specs.

See page 50 for complete Karate Monkey frame specs and geometry grid.



Color: Battleship Gray or Midnight Hour Black

## BIG DUMMY

AVAILABLE AS FRAME OR COMPLETE BIKE

The Big Dummy is designed for carrying cargo. Like all our frames, it's made of steel and it's got lots of little touches that you've come to love in a Surly, like clearance for bigger tires and common component sizing.

It's built around the Xtracycle design platform, which means that Xtracycle accessories can be added depending on what you want to carry, or you can build your own to meet whatever hauling need you have. However, being a dedicated single-piece frame instead of an add-on to an existing bike, it's more stout and resistance to torsional flex, and this makes it resistant to fatigue and failure.

Figure on being able to carry about 200 pounds (90kg) of cargo. The load weight, and how it's loaded, will affect the handling somewhat. Also plan on using gears, especially as cargo weight increases. This may seem obvious, but as you get comfy with it you'll use your full range of gears as never before.

One of the funny things about the Big Dummy is that it doesn't ride quite like you might think. Sure, it's a little longer, but mainly it rides like a bike. It's smooth, maneuverable, even nimble. Are you riding light and want to hit some singletrack on the way home? Do it. And if you get a call from your better half asking you to pick up some groceries, or you see a nice lamp at a garage sale, you're all ready. Lots of people bought one to use once in a while and began using it as their everyday ride.

The frame can be built up lots of different ways to suit your needs and budget. The complete bike option has been re-configured this year to help keep the price down while still retaining durable, quality components Surly is known for.



### FRAME DETAILS



See page 53 for complete Big Dummy bike specs.

See page 52 for complete Big Dummy frame specs and geometry grid.



Color: Tar Pit Black

# PACER

## AVAILABLE AS FRAME OR COMPLETE BIKE

Behold the Pacer. For years we sold it only as a frameset. It was understated, didn't draw a lot of attention to itself, but it rode great and people who rode one loved it.

The Pacer is not what most race-inspired roadies seem to drool over. It isn't on the cutting edge of design, it isn't made of the ultra-light, super-expensive materials, and it isn't festooned with lots of bright colors and graphics. Rather, it is a road bike made of our favorite material, CroMoly steel, using frame geometry that makes it fast and efficient like a road bike should be. But this is not a racing frame. This is a frame meant for all-day rides. There are a lot of other road frames out there that are flashier, more exotic, and full of promises most riders only dream of fulfilling. The Pacer doesn't make promises. It's simply a great riding steel frame.

We decided to offer it as a complete bike to make it easier for folks to try one. It's comfy but responds when you push hard on the pedals. It's got plenty of tire clearance for larger tires. Since tire casings flex before the frame, higher volume tires take the edge off the bumps and jangles which otherwise can harsh your ride. We use the complete 28mm tires, a good all-around size that will still allow you to add fenders if you like. As you might expect, we built it up with a parts kit that is more than capable, but not snobbish or unnecessarily expensive.

The Pacer reminds us, quietly, that there is a road bike out there for the rest of us.



### FRAME DETAILS



See page 55 for complete Pacer bike specs

See page 54 for complete Pacer frame specs and geometry grid.

Color: Sparkleboogie Blue

# CROSS-CHECK

**AVAILABLE AS FRAME OR COMPLETE BIKE**

The Cross-Check is a great bike. It was the third frame we ever offered, and we offered it as a complete bike a year after the introduction of the frame. Neither the frame nor the component spec of the bike have changed much since we introduced it almost a decade ago because...well, why should it? We have made a few changes and updates over the years when those changes were either necessary or just plain a good idea. For instance, this year we've added mid-blade eyelets to the fork for mounting a front rack. This isn't a touring bike per se, but it will handle lighter touring loads, and a front rack can make that easier.

But that begs the question: what is this bike for? It's a cyclocross bike by category, but we try to design a lot of versatility into our stuff. You can build this frame with gears or as a singlespeed or fixed-gear. You can ride it on the road or off. It's got lots of space for fat tires and for fenders. It does as good a job getting you across the country as it does getting you across town.

For the complete bike we picked out components that set the standard for our other completes, stuff that works well and doesn't dent your piggy bank too bad. The frame is comfy and tough as nails, and versatile too. We continue to hear from people who have made the Cross-Check their default go-to bike simply because it performs so astonishingly well. It's one of the best riding, most versatile bikes around. Now you've heard about it. Go try one.



## FRAME DETAILS



See page 57 for complete Cross-Check bike specs.

See page 56 for complete Cross-Check frame specs and geometry grid.



**Color:** Robins Egg Blue or Gloss Black

# STEAMROLLER

## AVAILABLE AS FRAME OR COMPLETE BIKE

We offer the Steamroller as a frameset and also as a complete bike. The frame, like all our frames, is made of 4130 CroMoly steel. Steel is springy and durable, providing a ride feel you don't get from aluminum or carbon fiber, at a price titanium can't match. True, our frames are not the lightest out there, but then they're not supposed to be. Instead, they're a balance of excellent ride quality and durability.

It was designed as a dedicated fixed-gear, but its geometry is closer to a road bike than a track bike. It'll take tires up to about 38mm. It's got nothing in the way of braze-ons except a set of water bottle cage mounts. You could add front and rear brakes and a freewheel if you really want, but you'll need to use full-length rear housing.

This year we changed the component spec of the complete bike. We gave the Steamroller big shoes, a wide upright-ish bar, brakes, and we chose a gear ratio more suitable to paths as well as roads. It sports Surly hubs (the rear is outfitted with our fixed cog and lockring, and is threaded on the other side for a singlespeed freewheel should you want to run one) and our new Open Bar handlebar, in addition to a selection of components designed to work well and love you long time without punching you in the wallet.

As you've probably noticed, there are a whole bunch of fixed-gears out there nowadays, most of them either actual track bikes (not especially suited to streets and definitely not suited to paths) or modified fixed-gears that people ride like BMX bikes. We made ours more like an all terrain fixed-gear, an updated version of bikes from the old daze, long ago, when all bikes were fixed-gears, when people raced on flat oval dirt tracks, and when bad roads were the norm. The Steamroller is right at home in these conditions. What won't it do? Bar spins.



## FRAME DETAILS



See page 59 for complete Steamroller bike specs.

See page 58 for complete Steamroller frame specs and geometry grid.



**Color:** GrayGreen formerly known as Meth Teeths or Superblack

## 1X1

### FRAMESET ONLY

Here you find the venerable 1X1, the frame whose name is synonymous with singlespeeds the same way people call facial tissue Kleenex. The 1X1 was designed for 26" wheels, big tires, and single gear and cog drivetrains, like freewheeled singlespeeds, fixed-gear, and even internal geared hubs. No derailleur hanger, no housing stops or line guides for derailleurs. The 1X1 is simple, durable and beautiful.

It's made of Surly 4130 CroMoly, with a custom double-buttressed main triangle and triple-buttressed fork blades for a tough yet responsive, lively ride. Adding to that ride feel is its geometry which is, well, simple. It rides like a mountain bike. The chainstays are heat treated to add to its durability. It still has rim brake pivots. They're removable in case you want to clean up the look when you run disc brakes.

This year we've updated some of its design features, something we've done rarely over its life. We lowered the toptube a bit to increase stand-over clearance and also made it compatible with 100mm suspension forks. As well, the rear disc caliper mounting plate has been redesigned to allow easier rear wheel removal and installation...no more loosening the adapter bolts to allow the rotor to clear the caliper.

The 1X1 rides like a bike, without a lot of fussin' and fightin'. This is a frame you keep, a frame you use for years and years. It has been around since the very early daze of Surly, and it remains one of our favorites.



### FRAME DETAILS



See page 60 for complete 1X1 frame specs and geometry grid.

Color: Cash Black

# BILL & TED TRAILERS

There are quite a few options these days for trailers that carry kids or dogs, luggage, groceries and other relatively small loads. Trailers are nice because they can be detached when not in use, but most trailers can't haul much weight and the ones that do suffer some design drawbacks such as incompatibility with many kinds of bikes. Conversely, there are quite a few cargo bikes that can haul bigger loads, but cargo bikes meant for a lot of weight can be difficult to load, are sometimes difficult to ride (sometimes due to the bike's design, and sometimes due to the sheer weight of the bike itself), and require a lot of space to store. We felt we could help bridge the gap, so we designed two trailers meant to haul a lot, to be easy to use, and to work with a bike you have already.

We make two bed lengths so you can find one that suits your needs. Bill is the long bed and Ted is the short bed (shorter name, shorter trailer, see?). The beds and hitch are constructed mainly of TIG-welded 4130 CroMoly steel. CroMoly steel is tough and durable and well-suited to this task. We used 304 stainless steel hardware where appropriate to ensure corrosion resistance and a long life. The beds have threaded eyelets for bolting down decking, corner posts, or creating other custom accessories using readily-accessible materials from your local hardware store, lumberyard or home improvement store.

The wheels are 16", keeping cargo low to the ground. 16" wheels are also stronger than larger diameter wheels favored by many trailers. We designed our own hubs to meet the requirements of this frame. The rims are double-wall with stainless eyelets. The spokes are stainless steel, radially laced. Combined with smooth, easy rolling 1.95" tires, these are stout wheels designed specific to their purpose.

Our hitch system is designed to be as universal as possible. Regardless of the configuration of your bike frame, our hitch will likely fit your bike. It doesn't clamp to the bike's frame tubes. Instead, it attaches using a proprietary axle skewer or thread-on axle nuts. The Surly trailer hitch works with full-suspension frames, disc brakes, rear racks and fenders. It adjusts to accommodate hub widths from 120–145mm and allows you to align the centerline of the trailer on the centerline of the bike. It will work with bikes that have wheels as small as 20" and as large as 29" while keeping the bed level with the ground. This is especially important when you are hauling long items that hang off the back of the trailer (lumber, tubing, ladders, etc.).

There are some things to learn about using a trailer like this to haul stuff. You'll probably want to use a bike with gears, for example. As well, learning to load it right becomes more important as cargo weight increases. Load it over the axles, balancing the load. Too much weight on the hitch (tongue weight), or too much weight hanging off the back, and the bike's handling will be compromised, making it harder to control and potentially damaging your bike, the trailer, or you. Finally, we do not recommend ever carrying people or furry friends on Surly trailers. Sure it might be fun, but someone could get seriously hurt and that's not fun at all.

**Tubing:** 4130 CroMoly steel. TIG-welded

**Hitch-to-frame compatibility:** Surly trailers connect to your frame via Surly mounting hardware. The hitch is width adjustable to fit most frames from 120–145mm O.L.D. (rear hub) spacing

**Bicycle wheel compatibility:** The hitch will fit a wide variety of wheel diameters, from 20" up to 29", accommodating up to a 29 x 2.6" tire. Sorry, it won't work with fatbike rims and tires, such as our Large Marge or Larrys

**Platform dimensions:** Bill (long bed) = 63 x 24" (1608 x 610mm), Ted (short bed) = 32 x 24" (813 x 610mm)

**Maximum tongue load:** 50 lb (22.7kg)

**Maximum total load:** 300 lb (136kg)

**Braze-ons:** 5 x 1mm threaded barrels for securing a platform; corner stake eyelets

**Trailer tire clearance:** Our trailers come with 16 x 1.95" tires. There is clearance for 16 x 2.5" tires

**Color:** Silver with black hitch

**Weight (includes hitch & wheels):** Bill (long bed) = 37 lb (16.8kg), Ted (short bed) = 30 lb (13.6kg)

## BILL BED




## TED BED



The frame is a solid unit constructed of welded CroMoly steel square tubes. The hitch can be adjusted to level the bed, making it easier to carry long items.

## DETAILS



The wheel arches keep cargo from shifting into spokes and provide load-bearing support for items that don't fit between them. Threaded bosses, in the wheel covers, provide mounting points for fenders and spoke guards (not included).



The hitch is highly adjustable to fit most types of bikes and a wide variety of wheel diameters and hub widths.

# RIMS

So-called fat bikes, such as our Pugsley and Moonlander, are so-called because of their big, fat tires. But big, fat tires wouldn't do you any good without wide rims to allow them to reach their full potential. There are a few options on the market for really wide rims, most of which we weren't satisfied with. On many of these, the design and construction are sub-par...they don't start round so they don't build into strong wheels, and the diameters can vary, making it hard either to get the tire on or to get it to stay on. Not good. So we designed our own.

## LARGE MARGE

The first rim design we offered, Large Marge is 65mm wide and double walled. The double wall-ness makes it strong like ox, both durable and resistant to flex. If you're a bruiser, this is the rim for you. We offer Large Marge in two extrusions: one is symmetrical for frames without side-offset; the other is asymmetrical to allow even spoke tension in offset frames such as our Pugsley. Some are available with weight-shaving cutouts (we call these XC), some without (DH), and we offer them in 32- and 36-hole. Large Marge plays best with 3.7 and 3.8" tires and frames such as our Pugsley.

**ETRTO:** 559mm

**Weight:** 1,050g (XC), 1,150g (DH)

**Color:** Black

**Large Marge available in:**

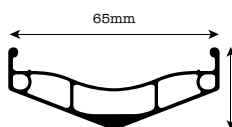
DH symmetrical, 32 & 36h

DH offset, 32 & 36h

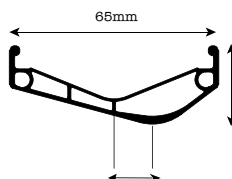
XC symmetrical, 32 & 36h

XC offset, 32h only

**Note:** We offer special Large Marge rims that are offset-drilled to give more dish to the disc side of Pugsley wheels.



**Standard Marge**



**Pugsley "offset" Marge**



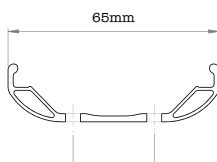
## MARGE LITE

65mm wide like Large Marge, Marge Lite shaves a lot of weight over regular Marges while retaining torsional stiffness. This rim, like our Rolling Darryl and Clown Shoe rims, utilizes a 64 dual-spoke hole pattern. Lace 32 holes all on one side when building for frames with offset, such as our Pugsley and Moonlander. Lace 32 holes skipping side to side for non-offset frames or forks.

**ETRTO:** 559mm

**Weight:** 690g

**Color:** Black anodized



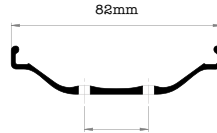
## ROLLING DARRYL

82mm wide single wall. Same 64 dual-spoke hole design as Marge Lite. This rim will allow increased footprint of 3.8" tires compared to 65mm rims. Cutouts shave weight and allow your rimstrips to show through, which looks pretty cool we think. Note: Use of this rim will increase the width of your tire and may cause the chain to rub the tire in the lowest gears, so either remove a couple cogs and add some spacers behind the cassette or else get you some of our Mr. Whirly Offset Double chainrings.

**ETRTO:** 559mm

**Weight:** 860g

**Color:** Black anodized



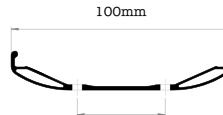
## CLOWN SHOE

100mm wide! Holy moley! Designed for use with 4.7" tires such as our Big Fat Larry, and of course a frame with appropriate clearance such as our Moonlander. Same 64h dual spoke pattern as Marge Lite and Rolling Darryl rims. Cutouts for weight reduction and rimstrip pimping.

**ETRTO:** 559mm

**Weight:** 960g (!)

**Color:** Black anodized



## RIM STRIPS

We offer two basic varieties of rimstrips.

The first is an adhesive backed nylon made for us by ROX USA. It is sold singly (buy one for one rim). Use this on our good ol' Large Marge rims.

We also produce rimstrips for our Marge Lite, Rolling Darryl and Clown Shoe rims. All are made of PVC and are offered in red, white, blue and good old black. Sold singly.

**ROX:** 50mm wide for 65mm rims

**PVC:** 46mm for 65mm rims  
64mm for 82mm rims  
75mm for 100mm rims



# TIRES

The basic idea behind fat bikes, as you may know, is that large tires allow for a sizable footprint. Running low air pressure increases traction and floatation. Very large tires allow you to ride difficult terrain and conditions, such as packed snow and sand. The floatation afforded allows you to roll more over the top of the terrain, instead of slicing into it.

When we first went down the fat bike path, the expense of design and production and the uncertainty of the market for this stuff limited what we could offer. The Endomorph, our first tire, was well received and performed admirably, even in conditions it was never designed for. But different terrain, different conditions, and the unique desires of individual riders cried out for alternative tread patterns, and sometimes increased tire volume. The success of Pugsley, Large Marge and Endomorph cleared the path for more options.

And so, welcome to Now. To our knowledge no one has ever offered as many fat tire options as Surly now offers. We're guessing that no matter what kind of fat tire freak you are, we have a tire to satisfy you.

## ENDOMORPH 3.7"

Endomorph was the first tire we offered. The chevron-paddle tread is designed for soft conditions like sand and packed snow. Endomorph measures about 3.7" on a 65mm wide rim. You can gain a bit more footprint by using a wider rim, though be careful as many frames won't accept an increase in tire or rim width happily. Its casing is 120tpi, increasing suppleness and durability over previous versions (and over the stock 27tpi version that comes with our Pugsley complete model). Many folks use Endomorph in the rear with a Larry tire in front for improved steering.



## LARRY 3.8"

Roughly 3.8" on a 65mm rim. The tread is a series of pointy darts, vastly reducing steering drift over the Endomorph. Works well as a front, and also as a rear in lot of conditions from packed snow to loose gravel. It is offered in 120tpi, and is available with wire or Kevlar bead.



## BIG FAT LARRY 4.7"

The Larry tread applied to a very large casing. This tire measures about 4.7" on a 100mm rim! What does this mean to you? Float, float, float, my friend. Traction, Jackson. Larry tread provides good grab and steering in a multitude of conditions. For those of you looking for the maximum in traction and floatation, you have just found the mother lode. Available in 120tpi casing, in wire or Kevlar bead.



## NATE 3.8"

We named this tire for our friend Nate, who is himself large and aggressive. A major departure from Endomorph and Larry's more shoot-n-drift tread characteristics, Nate is a shred-your-face-off, run-over-everything, kung fu grip knobby tread pattern. The casing is round and supple at 120tpi. Tall, widely spaced knobs are siped for added grip and compliance, which optimizes their grip. The knob's wide spacing means they dig deep and still shed the crap you're riding through. The tread is wrapped around the sides of the tire some, providing good knob contour even on very wide rims, which in turn allows good off-camber traction. Available in wire or Kevlar bead.



## BLACK FLOYD 3.8"

Sometimes a lot of tread isn't necessary. Sometimes, even on a fat bike, you don't want to run real low pressure in your tires. Sometimes even fat bikes want to stretch their legs and run. Enter Black Floyd. Black Floyd allows you to pump up the pressure and cruise like a '71 El Dorado. The casing is designed to work best on 65mm rims. The tread is comprised of tightly spaced low profile "bricks". Naturally, it's designed for street and hardpack conditions. We expect the unicyclers will dig this one too. Your ideal pressure will vary according to what you want to ride, but in those places where less is more, Black Floyd will transform your fat bike into a road warrior. And soon, we hope, they'll be available in whitewall. Hells yeah. 120tpi casing, in wire or Kevlar bead.



# COMPLETE WHEELS

Our Pugsley and Moonlander rear-ends are offset from center to accommodate chainline. This means that their wheels have to be built to match the frame offset, so that the tire lines up with the centerline of the frame. This introduces some special considerations in the building process to make sure the wheels line up correctly and are strong. This isn't especially tricky but can be confusing for folks who don't build these types of wheels on a regular basis. For this reason we are now offering complete wheels, hand-built to our specifications. The most reliable wheels are built by hand, by well-trained people. Maybe monkeys, but not machines.


The wheels are available with Surly 135mm front hubs, Shimano XT hubs, or DT Swiss 350 hubs, all with 6-bolt disc rotor mounts. All our wheels feature our Marge Lite, Rolling Darryl, Clown Shoe or Large Marge offset rims, with DT Swiss spokes and nipples. We offer wheels with 17.5mm offset for Pugsley frames and 28mm for Moonlander frames, as well as on-center builds for use as front wheels with non-offset forks or for non-offset frames.

In-stock options may vary throughout the course of the year so please check with your local bike shop for details and availability.



# TOOBS

Our tubes fit tires 26 x 3.7-4.7". They float small dogs easily. Presta valves with removable core. Butyl rubber. Available in 1.0 and 1.3mm wall thicknesses.



# MR. WHIRLY

The Mr. Whirly crankset system is the most versatile bicycle crank on the market. You may never need the versatility it offers, but if you're like us the possibility of swapping it between very different kinds of bikes, and configuring it the way that best suits you, is an option we like a lot.

For most people, the easiest way to get to know Mr. Whirly is through one of our complete crankset options: singlespeed, standard mountain triple, Pugsley triple or Moonlander offset double. Each complete crankset is available in two arm lengths. Complete cranks are available in black.

But let's dig under the surface a little. Mr. Whirly chainring spiders are removable from the arms. They're available in three common bolt circle diameters, so you can swap them around according to what rings you have or what is best suited to your requirements. And we offer four different spindles to fit a variety of frames. Want to use that 94mm chainring in your parts bin for a singlespeed project? Do it. Later you can swap spindle and spider and make it a commuter double on another frame, or throw it on your Pugsley or Moonlander. As your needs change, Mr. Whirly can change with you.

Mr. Whirly arms and spiders are forged aluminum. Cranksets are available in three lengths; armsets in five lengths. Spiders come in three common bolt circle diameters (BCDs). Spindles are CroMoly steel, and come in four different lengths to work with a wide variety of frames.

What does all this mean to you? Options. Set up Mr. Whirly for the riding you do. Replace bits if they break instead of replacing the whole crankset. Mountain bike with it. Tour with it. Commute with it. Mr. Whirly isn't stingy with his love.

## CRANKSETS

<b>Singlespeed:</b>	33t Surly stainless steel ring on 94mm spider. Spindle for 68/73 shells. 175 or 180mm. Black
<b>Mountain Triple:</b>	22/32/44t rings (aluminum) on 94mm spider. Spindle for 68/73mm shells. 170 or 175mm. Black
<b>Pugsley Triple:</b>	22/32/44t rings (aluminum) on 94mm spider. Pugsley spindle for 100mm BB shells. 170 or 175mm. Black
<b>Moonlander MWOD:</b>	22/36t rings (aluminum and stainless steel). Moonlander spindle for 100mm BB shells. 170 or 175mm. Black

## COMPONENT BITS

<b>Armsets:</b>	165, 170, 175, 180 or 185mm. Silver or Black
<b>Spiders:</b>	58/94mm, 58/104mm, 58/110mm BCD. Silver or Black
<b>MWOD Ringsets:</b>	20/32t & 22/36t
<b>Spindles:</b>	<b>All Mr. Whirly spindles are CroMoly. Available in:</b> <ul style="list-style-type: none"><li>• Short to provide 47.5mm chainline on 68 &amp; 73mm BB shells</li><li>• Medium to provide 50mm chainline on 68 &amp; 73mm BB shells</li><li>• Pugsley to fit 100mm BB shells on frames with 17.5mm lateral offset</li><li>• Moonlander to fit 100mm BB shells on frames with 28mm lateral offset</li></ul>
<b>Extras:</b>	All small hardware bits, including bolts, caps, cups and bearings

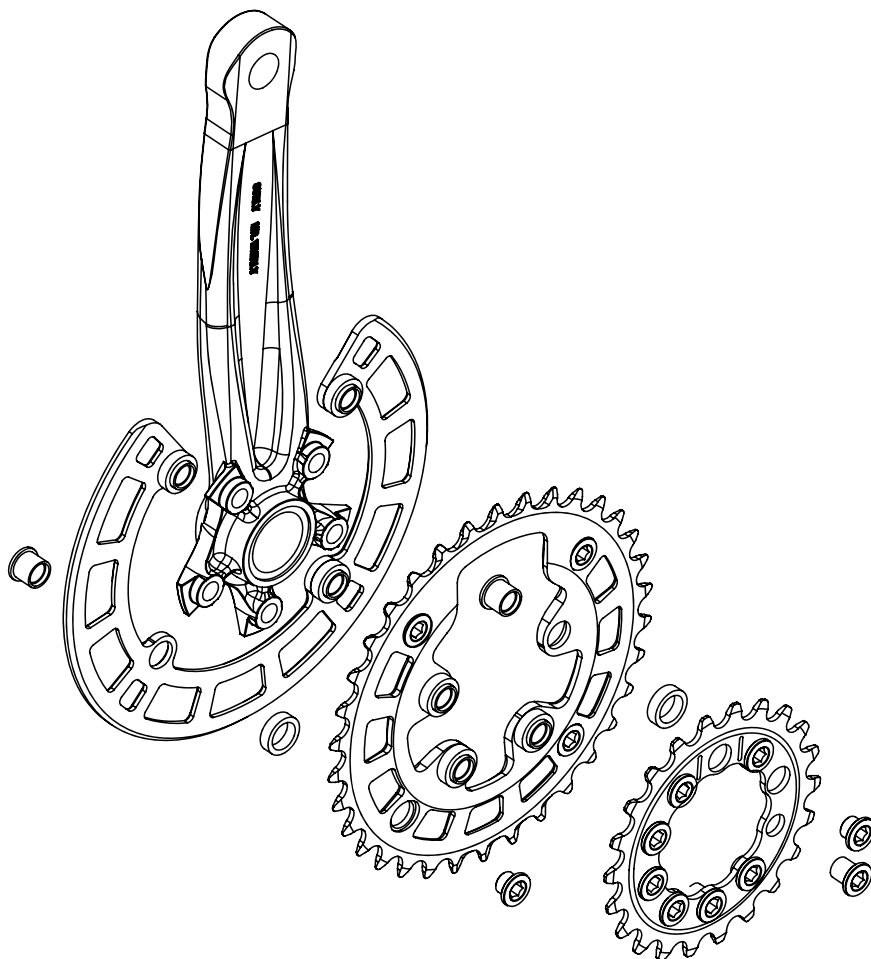
# MWOD EXPLAINED

The MWOD (Mr. Whirly Offset Double) system is a modified spider and ring combination for Mr. Whirly cranks, designed specifically for use on bikes running very large tires and rims, such as our Moonlander. Standard triple ring cranks can allow the chain to rub the rear tire when shifted into the lowest gears. On a bike made for crawling through the thick and sloppy or over insane terrain, these low gears are essential and cannot afford to be compromised.

To solve this problem, the MWOD system ditches the big ring. The outer (largest) chainring on a mountain triple is rarely used with extra wide tires. With the outer chainring removed, the granny and middle chainrings are shifted outboard to the old locations of the middle and outer chainrings. This shift effectively gains you around 7mm of tire clearance at the chain without increasing your Q-factor and without losing your crawling gears.

With the rise in popularity of so-called fat bikes, there now exist a lot of tire, rim and frame options, creating a No-Mans-Land of mostly but not completely compatible combinations. While MWOD complete cranks are set up specifically for Moonlander frames (which are designed with lateral 28mm offset to provide clearance for 100mm rims and 4.7" tires), the MWOD system also works with other frame and wheel combos. Say you want to run 82mm rims on your Pugsley. The frame's offset is designed around 65mm rims and 3.8" tires. Wider rims will place the tire closer to the chain in its lowest gear. If you've got a Mr. Whirly on your Pug, you can install the MWOD ring set and just like that you've got a bigger footprint and no chain-on-tire rub.

Get it? Got it? Go for a ride.



# DINGLE COGS

Dingle Cogs are part of a different concept for fixed-gear drivetrains. Having two cogs on the back means you have more options for gear changes when the conditions demand it. For instance, say you want to ride your off-road fixie from your house to the trailhead, but your gear combo is either too high for the dirt or too low for the road. With a 17/19t Dingle on the back, pick two chainrings that are two teeth apart, like a 44t and a 42t. When you change from the outer (44:17t) gear combo to the inner (42:19t), you'll have a much better off-road gear and your wheel position will not change. This maintains effective chainstay length so you won't have to worry about having too much or too little dropout length to accommodate the gear change. The Dingle (the word is a combo of 'dual' and 'single') works great in hilly terrain both on or off-road. Like our cassette and track cogs, these are made from machined, heat-treated and chrome plated SCM415 CroMoly steel, so they are tough and long lasting.

Dingle cogs thread onto any standard ISO threaded (1.375" x 24tpi) fixed-gear hub, and like all fixed-gear cogs require the use of a lockring. In order to keep them narrow enough to work with standard fixed-gear thread width, Dingle cogs are compatible with 9-speed chains only.

## Available sizes:

17/19t, 17/20t, 17/21t



# CASSETTE COGS

Our cassette-type cogs are designed to fit on standard Shimano-compatible freehub bodies. These cogs have a tall tooth profile that is essential for preventing chain skip from the extra torque a singlespeed drivetrain encounters. In addition to being a stellar SS cog, the cog base width (where it contacts the freehub body) is 4.35mm, so you can stack a few of them up and use a 9-speed shifter for a simplified multi-speed drivetrain. This width also prevents it from ruining the freehub body as a result of digging grooves into it like skinny stamped cogs have a tendency to do. Surly cogs are machined from SCM415 CroMoly steel, then heat-treated for toughness and chrome-plated for surface hardening and enhanced chain lubricity. Our cogs will work with 6- to 9-speed 3/32" chains, although we recommend the inherently updated quality of an 8- or 9-speed chain. They are available in every increment from 13-22t, so you can select that perfect gear.



# TRACK COGS

Our track cogs are designed to spin onto standard ISO-threaded (1.37" x 24tpi) hubs, so they will work with most English, Italian and Japanese hubs, including the Surly New track hubs. The thread base is 7.4mm wide for maximum thread engagement while maintaining enough room for a track lockring to thread on. Like our cassette-splined cogs, these are made from machined, heat-treated and chrome-plated SCM415 CroMoly steel, so they are tough and long lasting. Track cogs are available in either 3/32 or 1/8" tooth thicknesses and in every size from 13-22t.



# TRACK LOCKRINGS

CNC-machined from premium stainless steel...no flaking chrome or rusting. We've improved the design to increase thread contact. It's now a full 5mm thick, plus a lip (0.65mm extra) to maximize thread contact on all compatible hubs. Fits English lockring threads (1.29" x 24t LH) to work on almost all track hubs available today except Campagnolo (1.32" x 24t LH) and French (33 x 1mm LH).



## NEW HUBS

Surly New model hubs are medium flange height, forged body singlespeed hubs. We don't make hubs that take gear clusters. New hubs are available in silver or black.

Choose fronts and rears in disc or non-disc, with singlespeed freewheel threading or fixed-gear and lockring threading, and in some cases one of each thread type. Most fronts are spaced 100mm, but we also offer a 135mm spaced front for use on our Pugsley and Moonlander forks. This hub has a 6-bolt rotor mount and no cog threading at all. Rears come in 120, 130 and 135mm spacing. Most are 32-hole, and many have a 36-hole option. We also have a selection of 48-hole hubs for bike polo aficionados and other people who want lots of spokes.

The fixed cog and freewheel threads are common standard ISO/English (1.37" x 24tpi), and lockring threading on the fixies is also a common standard (1.29" x 24tpi LH), so most lockrings will work (not Campagnolo). We of course recommend that you use our lockrings, as they are stout and durable, but regardless we ALWAYS recommend the use of the lockring on a fixed gear.

New hubs spin on high load, well sealed, adjustable cartridge bearings over standard sized axles (9 x 1mm front, 10 x 1mm rear). This is a common size so it's easy to find replacements should the need arise or to swap axles if, for instance, you have a QR axle and want to go solid. And did you notice we said the bearings are adjustable? That's an important thing to note: this functionality can be a good friend to you because it allows you to get the most life out of the bearings, but if you don't adjust them to begin with, periodically thereafter they can wear out prematurely and you'll be unhappy. So get 'em adjusted. Don't know how? That's o.k. Those folks down at the bike shop know how. They'll be happy to help.



**Freewheel Threading:**  
English 1.37" x 24tpi

**Fixed Cog Threading:**  
English 1.37" x 24tpi

**Lockring Threading:**  
1.29" x 24tpi LH

**Axle Threading:**  
9 x 1mm all fronts  
10 x 1mm all rears

**Bearings:**  
7901 Enduro Max angular contact, full complement, adjustable cartridge

### FRONT DISC & NON-DISC

Silver	32h	Solid	100mm O.L.D.
Black	32h	Solid	100mm O.L.D.
Black	32h	QR	100mm O.L.D.
Silver	36h	Solid	100mm O.L.D.
Black	36h	Solid	100mm O.L.D.
Black	36h	QR	100mm O.L.D.
Black	48h	Solid	100mm O.L.D.
Black	32h	Solid	135mm O.L.D.

(no threading or rotor mounting holes)

### REAR NON-DISC, 135MM (MTB SPACING)

Silver	32h	Solid	Free/Free
Black	32h	Solid	Free/Free
Black	32h	Solid	Fix/Free
Silver	32h	Solid	Fix/Free
Black	32h	QR	Free/Free
Silver	36h	Solid	Free/Free
Black	48h	Solid	Fix/Fix
Black	48h	Solid	Free/Free

### REAR DISC, 135MM (MTB SPACING)

Silver	32h	Solid	Freewheel
Black	32h	Solid	Freewheel
Black	32h	QR	Freewheel
Silver	36h	Solid	Freewheel
Black	32h	Solid	Fixed

### REAR, 120MM (TRACK SPACING). NO DISC OPTION:

Silver	32h	Solid	Fix/Fix
Black	32h	Solid	Fix/Fix
Silver	36h	Solid	Fix/Fix
Silver	32h	Solid	Fix/Fix
Black	32h	Solid	Fix/Free
Black	48h	Solid	Fix/Fix
Black	48h	Solid	Free/Free

### REAR, 130MM (ROAD SPACING). NO DISC:

Black	32h	Solid	Fix/Free
Silver	32h	Solid	Fix/Free

**HEY!** Fixed cogs and English threaded SS freewheels use the same size threads. Fixed-gear hubs have a second set of smaller diameter, reverse-direction threads outboard of the cog threads. Surly does not endorse the use of fixed-gear cogs of any kind without the use of a properly installed lockring. We know some jerk on MTBR.com said he did it and ain't been hurt yet, but lockrings are important. You have been warned. If you hurt yourself because you didn't use one, you deserve what you get.

# STAINLESS STEEL CHAINRINGS

Most chainrings on the market are made from aluminum. Although it's light and stiff, aluminum wears out fairly quickly in the high-friction world of a chain-driven bicycle drivetrain. Our chainrings are made from 304-grade stainless steel. They're ideal for singlespeed, fixed-gear, or tandem timing chain applications in part because stainless doesn't wear as fast as aluminum (and of course it doesn't rust either). This is of some importance on a singlespeed system, where the chain wear isn't shared by other chainrings. Long-wearing parts mean more time on your bike and more money in your pocket. Our stainless chainrings are not ramped or pinned.

**Color:** Natural Silver

**Compatibility:** Designed to work with 3/32" (derailleur type) chains. Please note that many 10-speed and some 9-speed chains may fit tightly at first

**Sizes:** 94mm BCD x 30, 31, 32, 33, 34, 35 & 36t

104mm BCD x 32, 33, 34, 35 & 36t

110mm BCD x 34, 35, 36, 38, 39, 40, 42, 44, 46, 47, 48, 49 & 50t

130mm BCD x 38, 39, 40, 42, 44, 46, 47, 48, 49 & 50t



# MWOD CHAINRINGS

MWOD chainrings convert your Mr. Whirly crankset into an offset mountain double crank, allowing you to run extra wide rear tire and rim combinations (4.7" tires on 100mm rims, for example, or 82mm rims on your Pugsley) while avoiding chain-on-tire rub. MWOD rings move the granny and middle rings to the middle and outer positions of the crank, effectively increasing tire clearance at the chain without increasing your Q-factor and without losing your crawling gears.

MWOD granny rings are stainless steel, the bigger rings are aluminum. The small ring bolts to the big ring, and the combo then bolts directly to the 58mm BCD mounting holes on Mr. Whirly cranks. They're available in 20/32t and 22/36t.

**Color:** Natural Silver



# 1X1 FORK

We now have three 1X1 forks available. First, the original: 80mm suspension "corrected," rim brake pivots, fender eyelets and nothing else. Next, the same thing (with rim brake pivots) with a 51mm disc mount and line guides. The third version has the rim brake mounts, the disc caliper mount, and the line guides but it is corrected for frames designed for 100mm suspension forks. All are triple butted and take real big tires...you can stuff 2.7" tires between the blades and have room to spare. All are made from 4130 CroMoly tubing, all have 1-1/8" threadless steerers and all are powdercoated black.

## ALL 1X1 FORKS

**Steerer:** 260mm  
**Tire Clearance:** 26 x 2.7"

### 80mm

**Axle-to-crown:** 413mm  
**Rake:** 45mm  
**Weight, canti only** 2.24 lb (1.01kg)  
**Weight, disc:** 2.34 lb (1.06kg)

### 100mm

**Axle-to-crown:** 453mm  
**Rake:** 40mm  
**Weight:** 2.8 lb (1.3kg)



80mm disc/canti shown

# KARATE MONKEY FORK

The Karate Monkey CroMoly fork is for 29" wheels. We've redesigned it, with larger diameter, thinner walled tubes to provide a more supple ride, and now it's disc brake compatible only. Suspension corrected for 80mm travel frames, it sports brake line guides, fender mounting eyelets, and a 51mm IS caliper mount – no rim brake mounts at all. 1-1/8" threadless steerer, tapered straight blades and a black powdercoat finish.

**Axle-to-crown:** 468mm  
**Rake:** 43mm  
**Steerer:** 260mm  
**Tire Clearance:** 29 x 2.5"  
**Weight:** 2.6 lb (1.2kg) uncut



# INSTIGATOR FORK

The Instigator rigid fork replaces 100mm travel suspension forks. It is constructed of thick-walled, single-butt 4130 CroMoly, so it will hold up under pressure. It features a 51mm IS disc mount, removable canti pivots, 1-1/8" threadless steerer and a black powdercoat finish. If you want to run fatties in this fork, go ahead. You can easily wedge a 2.7" tire between those straight, tapered (31.8–28.6mm) blades. Tandem and dirt jump rated. How many other forks can say that? One or the other, of course. Not meant for dirt jumping on tandems.

**Axle-to-crown:** 447mm  
**Rake:** 43mm  
**Steerer:** 260mm  
**Tire Clearance:** 26 x 2.7"  
**Weight:** 3.1 lb (1.4kg) uncut



# BIG DUMMY FORK

We designed the Big Dummy fork to handle the rigors of hauling you and your precious cargo. Its tapered 4130 CroMoly straight blades provide the durability needed for a cargo bike without delivering a jackhammer ride. The Big Dummy fork features 51mm IS disc mounts, removable canti pivots, 1-1/8" threadless steerer, disc brake line/housing guides, single dropout eyelets, 80mm suspension-corrected and a black powdercoat finish.

<b>Axle-to-crown:</b>	425mm
<b>Rake:</b>	43mm
<b>Steerer:</b>	260mm
<b>Tire Clearance:</b>	26 x 2.5"
<b>Weight:</b>	2.9 lb (1.3g) uncut



# OGRE FORK

The Ogre fork replaces 80mm suspension forks designed for use on 29" wheeled bikes. Made of 4130 CroMoly, it's got 51mm IS disc mounts, removable canti pivots, brakeline guides, low-blade threaded barrel bosses and mid-blade eyelets for a rack. This fork is designed to run disc brakes, fenders and a rack simultaneously. Steertube is 1-1/8" threadless steerer. Black powdercoat finish.

<b>Axle-to-crown:</b>	468mm
<b>Rake:</b>	43mm
<b>Steerer:</b>	260mm
<b>Tire Clearance:</b>	29 x 2.5"
<b>Weight:</b>	N/A



# TROLL FORK

The Troll fork is just like the one that comes on our new Troll frame, a 26" wheeled fully-geared utility bruiser and cruiser. The Troll fork replaces 100mm travel suspension forks. Like all our forks, it's constructed of CroMoly steel and sports rim brake pivots (removable) as well as a 51mm disc caliper mount. Like the Ogre fork, it's designed to accept a rack while using a disc brake and fenders, via through-blade threaded mounts in two places on each fork blade. Steerer is 1-1/8" threadless. Finish is black powdercoat.

<b>Axle-to-crown:</b>	453mm
<b>Rake:</b>	40mm
<b>Steerer:</b>	260mm
<b>Tire Clearance:</b>	26 x 2.5"
<b>Weight:</b>	N/A



# CROSS-CHECK FORK

Our lugged and brazed Cross-Check fork has room for 700c x 45mm tires and fenders. It's made from 4130 CroMoly steel and features fender eyelets at the dropouts, cantilever brake pivots, and now has through-leg mid-blade eyelets for mounting a rack. The eyelets are threaded 5 x 1mm and located 165mm up from the axle. We offer it in 1 and 1-1/8" threadless steertube versions. Finish is black powdercoat.

**Axle-to-crown:** 400mm  
**Rake:** 44mm  
**Steerer:** 300mm  
**Tire Clearance:** 700c x 45mm  
**Weight:** 1" = 2.1 lb (0.97kg) uncut  
 1-1/8" = 2.3 lb (1.0kg) uncut



# FAT BIKE FORKS

What with the inclusion of the Moonlander in our lineup, we now offer three forks capable of handling our massive tires. All of our forks share an axle-to-crown measurement of 447mm and a rake of 43mm. All sport 51mm IS disc mounts.

**Axle-to-crown:** 447mm  
**Rake:** 43mm  
**Steertube length:** 260mm  
**Tire Clearance:** Pugsley = 26 x 3.8" (on 82mm rims)  
 Moonlander = 26 x 4.7" (on 100mm rims)

## PUGSLEY

First, the Pugsley 135mm offset. This fork uses a 135mm spaced hub, same as the rear wheel, and has one curved (aka "offset") blade which matches the 17.5mm offset of the Pugsley frame. This means you can swap front and rear wheels if, for example, your freehub body seizes up or won't engage in extreme climates or physical conditions. This fork requires the use of a rear hub and a rear disc brake adapter.

The Pugsley 100mm non-offset fork accepts a regular 100mm spaced front hub and a front disc brake adapter. Due to the relatively narrow fork end spacing, removing and installing the wheel is a bit trickier than on the 135mm spaced fork.

Both the Pugsley 135mm offset and the Pugsley 100mm non-offset have clearance for our 3.8" tires on 82mm rims.

## MOONLANDER

The Moonlander fork has clearance for a 4.7" tire on a 100mm rim. It accepts a 135mm hub, but it is non-offset, so you cannot swap your front and rear wheels.

Unlike the Pugsley 135 fork, the Moonlander fork is designed for use with a front disc brake adapter so that 1) You don't have to remember to buy two rear adapters, and 2) If your brakes of choice are only available with IS mounts and/or as a pair, you won't have to break up a set and find an additional rear brake. Because of this combination of spacing and disc brake adapter type, the Moonlander fork is not compatible with Paul 135mm Whub. It is compatible, however, with any 135mm rear hub and our 135mm front hub.



# PACER FORK

This is the same lugged and brazed fork that we provide with our Pacer road frameset, now with a new crown and dropouts of our own design. It will allow you to run 28mm tires with fenders or 32mm tires without. Uses standard-reach (47-57mm) calipers. This fork comes with single-eyelet dropouts, 1-1/8" threadless steerer and a black powdercoat finish.

<b>Axle-to-crown:</b>	371mm
<b>Rake:</b>	45mm
<b>Steerer:</b>	300mm
<b>Tire Clearance:</b>	700c x 32mm (28mm w/fender)
<b>Weight:</b>	2.2 lb (1.0kg) uncut



# LONG HAUL TRUCKER FORK

The Long Haul Trucker fork is designed to mount racks and fenders and to haul stuff. Offered in 26" and 700c wheel sizes, the fork's new crown provides ample clearance for 26 x 2.1" or 700 x 45mm tires, and sports threaded eyelets in four locations (dual dropout, mid-blade and fork crown) to provide more options for mounting stuff, from racks to whatever. Options galore. Now available in rim brake or disc versions, in both 26" and 700c wheel sizes. The disc fork has a mounting plate for standard 51mm calipers. Curved blades, CroMoly steel. 1-1/8" threadless steer tube, black powdercoat finish.

Options: Disc (26" and 700c) or Rim Brake (26" and 700c)

<b>Axle-to-crown:</b>	26" = 376mm 700c = 390mm
<b>Rake:</b>	45mm
<b>Steerer:</b>	26" (42-54cm frames) = 300mm 26" (56-62cm frames) = 380mm 700c (56-62cm frames) = 320mm
<b>Tire Clearance:</b>	26 x 2.1" or 700c x 45mm
<b>Weight:</b>	26" = 2.1 lb (0.97kg) (rim brake version) 700c = 2.3 lb (1.0kg) (rim brake version)



# STEAMROLLER FORK

Our Steamroller fork, designed around our fixed-gear frame, is brazed with a flat crown that is drilled to accept a standard-reach (47-57mm) caliper brake. It has clearance for 700c x 38mm tires. There are no eyelets at the dropouts. Available with 1 or 1-1/8" threadless steerer.

<b>Axle-to-crown:</b>	1" = 368mm 1-1/8" = 375mm
<b>Rake:</b>	38mm
<b>Steerer:</b>	300mm
<b>Tire Clearance:</b>	700c x 38mm
<b>Weight:</b>	1" = 1.9 lb (0.9kg) uncut 1-1/8" = 2.2 lb (1.0kg) uncut



## SURLY RACK

Surly Racks are well-thought-out, durable, expedition-worthy racks that work with most panniers. While our racks aren't limited solely to heavy duty touring, that is what they were designed for.

Repairability should be a consideration for any product that will be used in every extreme, which is why the main body of our Racks is made of tubular CroMoly steel. In the rare instance that the Rack breaks, you should be able to find, even in the most remote regions of planet Earth, somebody to TIG, MIG, stick-weld, braze or solder a Surly Rack back together. An aluminum rack won't afford you the same luxury. The Racks' hardware is stainless steel.

Our height-adjustable front Rack is a lowrider/highrider design. Panniers mounted in the lowrider position provide a more stable ride, but can be a burden when riding rocky or rutted roads and trails. The upper rails provide an alternate pannier mounting position for these types of conditions. The platform above the wheel provides extra space to lash on more stuff. The front Rack mounts directly to forks equipped with a mid-blade eyelet, located approximately 165mm from the dropout eyelet. This is a standard eyelet location found on many touring-specific forks, including our Long Haul Trucker fork. We also provide hardware to securely mount a Surly Rack on forks that do not have a mid-blade eyelet...which means you can mount it on almost any rigid fork, providing there is nothing in the way.

The rear Rack is also height-adjustable, enabling it to fit a wide variety of wheel sizes while allowing you to move its center of gravity as low as possible for a more stable ride. Its wide platform has plenty of room for rack trunks, sleeping bags, tents, boxes of lima beans, or small cages full of hamsters. The stainless steel hardware we provide will enable you to fit them to most rigid 26" and 700c frames, and to forks equipped with drum, caliper or cantilever brakes. Disc brakes and suspension are generally not compatible with our rear Racks, though there is an increasing number of frames designed to allow the use of racks and disc brakes, such as our Troll.



Rear Rack



Front Rack

## RACK PARTS

We now offer small parts kits for your Surly Rack. In the past if you lost or damaged one of the bits of hardware for your Surly Rack you would have to either buy a whole new hardware kit or hope that your story caught one of us on a good day and we'd send you out the small part for free. That was expensive and inconvenient for everyone involved. We still offer complete hardware kits, but now offer smaller kits too so you can order the parts you need at a significant discount from the big kits.

### AVAILABLE KITS INCLUDE:

#### Front:

- Complete Hardware kit (front or rear)
- Mid-blade adapter kit
- Flat sliding plate kit
- Offset sliding plate kit

#### Rear:

- Rear tube block kit
- Standard length upper tube kit
- Extra long upper tube kit (240mm)
- Lower tube kit
- All lower hardware and tube kit
- All upper hardware and tube kit

# 1X1 TORSION BAR

Stout, wide, and made of 4130 CroMoly steel, the Torsion Bar has a 15° bend and no rise. It's 666mm wide. Made for us by Nitto, we've offered the Torsion Bar for many years because people like it. It's durable, stiff and nice and wide for comfort and control. Available in silver or black finish.

**Color:** Silver or Black

**Clamp:** 25.4mm



# THE OPEN BAR

The Open Bar is an upright bar but not an uptight bar. It's equally suited to cruising, commuting, and even some singletrack, though it should be noted that this is not by any means a DH bar. We left it a bit flexy to take some of the harsh out of your ride. The angle makes it comfy for your wrists. The width enables loads of control. It's got plenty of room for grips, shifters and brake levers. Knurled clamp area. 4130 CroMoly steel. Available in low rise and no rise versions.

**Color:** E.D. coated, Black

**Clamp:** 25.4mm

**Width:** 666mm

**Angle:** 53°

**Rise:** 0 or 40mm



# CONSTRUCTOR SEATPOST CLAMP

The Constructor was designed specifically to end slipping seatposts. The extra-thick clamp utilizes an 8mm stainless bolt and accommodates a rear cantilever brake hanger, if you decide to go that route. The Constructor is machined out of aluminum billet and black anodized. It's available in 30.0 and 31.8mm sizes.



# CONSTRUCTOR STEEL SEATPOST CLAMP

Rated fully KICKASS by the U. S. Department of Wicked Shit, our cast and polished stainless steel clamps won't rust or chip paint because they can't (even the black ones!). They're shiny! They look good! And most importantly, they deliver the clampability seatposts crave. 30.0 and 31.8mm sizes.

**Color:** Silver or Black



# 1X1 SINGLEATOR

Midwest singlespeed legend Pete Geigle developed the 1x1 Singleator so you singlespeed virgins could taste the pure mountain biking experience without spending too much cash. Installing horizontal dropouts on your frame can be difficult and/or expensive, particularly if your steed is of the aluminum variety. The Singleator mounts right up to your derailleur hanger and provides a simple, effective and adjustable means of tensioning the excess chain slack found in vertical dropout singlespeed drivetrains.

The Singleator features a triple-sealed spring, large cog capacity, chain guides, fully-adjustable chainline, floating pulley, and a stainless steel pivot bushing. The main body is forged, not machined so it's strong. We've gone with an 11-tooth pulley for smooth, quiet operation. And it now works with both 1/8" (BMX) and 3/32" (geared bikes) chains. Beware impostors; the Singleator is the granddaddy and outperforms all others.

**Color:** Black or Silver



# SINGLEATOR TOOL

The production of our stainless steel chainrings generates a lot of scrap material, so we decided to use some of it to make the Singleator Tool. This polished and laser-etched tool sports an 18mm open-end wrench on one end (for adjusting the tension on a Singleator), and a bottle opener on the other end. It's compact (because you don't need to put a lot of tension on a Singleator spring), so it easily fits in a tool kit, in a pocket or on a key chain.



# TUGGNUT CHAIN TENSIONER

Ever stomp on the pedals just to have your rear wheel slide forward in the dropouts and throw your chain? We have...using all kinds of hubs in all kinds of frames. There are lots of BMX-style tensioners out there, but few of them fit in our dropouts without some serious grinding. So, we decided to design a chain tensioner that will keep that rear wheel static in our dropouts...and most other kinds of rear-facing horizontal dropouts. Plus, ours will open up a bottle o' brew. The body of the Tuggnut is investment cast in stainless steel for durability. It features a winged bolt for tool-free adjustments, and two axle holes for a wide range of fore/aft wheel positions. The Tuggnut comes with an aluminum adapter that reduces the axle hole from 10-6mm, so you can use it with quick-release axles, in addition to nutted axles. We sell it as a single, because you really only need one...on the drive side. But if you absolutely need one on the non-drive side of your rig to achieve balance in your life you are in luck...the bottle opener works either way.



# SINGLESPEED SPACER KIT

Got a rear wheel from a geared bike collecting dust in your garage? Maybe it's time you gave it some new life as a singlespeed wheel. We now offer a singlespeed spacer kit that allows you to use singlespeed cassette cogs on the freehub body of your multi-speed Shimano cassette-compatible hub.

With the supplied selection of anodized aluminum spacers, you can attain a perfect chainline to complement your road, track or mountain crankset. Our large-diameter stainless steel cassette lockring holds everything together and perfectly matches the outside diameter of the spacers. Plus, it matches the machined shoulder of our singlespeed cassette cogs (not included). The lockring is machined to utilize a common Shimano cassette locking tool for installation and removal. This isn't just a mix of off-the-shelf parts; we went the extra distance to give you a kit that will provide maximum functionality, durability and aesthetic value.



# STAINLESS STEEL CABLE HANGER

We couldn't find a cable hanger we liked which also fit our Constrictor seatpost clamp's oversized bolt. So we made one. Long enough to eliminate kinked rear brake cables, large enough to fit over thick post clamp bolts, versatile enough to work with most other post clamps, and it's even got an adjusting barrel.



## JETHRO TULE

Our Jethro Tule combines a bottle opener and an offset box wrench for your opening needs and tightening pleasure. The double sided 15mm box wrench works with most nutted hubs out there, and fits nicely inside recessed dropouts like those found on many of our own frames, such as the Steamroller and Karate Monkey. The Tule's spoon shaped handle is designed to fit comfortably in your palm, and its heft feels good in your pocket.



## JUNK STRAP

Our Junk Straps are basically really long toe straps. They're 120cm of woven nylon with a stainless steel buckle. We had them made to our specifications to ensure that they work well and last a long time. They're easy to use and they stay tight. Once you're ready, loosening them is quick and easy. They're light, pack small, and securely and conveniently attach all kinds of stuff to your rack, basket, handlebar, backpack, under your seat, around your thigh... just about anyplace. Use them to secure small dogs to your child. If your buddy breaks his leg, you can use a few to hold a splint in place while you drag him out of the woods. Wear one as a stylish belt (if your waist is smaller than 120cm). You can combine them for even longer straps. Available singly with a header card and in 6-packs with no header.



## SURLY HIP FLASK

Hey mang! I'm Flasky! You know, where ever I go people are always saying to me "Flasky, you're a good friend. You keep me warm when I'm cold, loose when I'm tight, and twirling when I should be sleeping." Hey, I try! But I want people to know how tough I am! Not even a dog can hurt me! Well maybe a dog could, I don't know, like if it was maybe a pit-bull or something. Especially an alcoholic pit-bull who hadn't had a drink in a while. But still, I'm pretty tough cuz I'm stainless steel. I don't rust and I don't trap flavors like plastic. That way your gin don't taste like your juice. I'm a good size too; more than enough but never too much, except sometimes. So yeah, that's me. Let's go for a ride. Right now. C'mon, don't be stuck up.

**Stainless steel. 6 oz (177ml)**



## FRAME DECALS

Complete decal sets are available for each frame we sell. Decals are dry transfer style. Each decal set includes a headbadge.



# T-SHIRTS

T-shirts have become a ubiquitous part of the human uniform. Why? Who cares? Why is irrelevant, trying fruitlessly to collect before it evaporates whatever it is that mattered whenever, which seems to be less and less all the time. Which reminds me: what is time? And what use for time have I? At any rate, we've got a lot of ideas, a great graphic designer, and a dirty thirst for putting our stuff on and under you.

Our shirts are organic cotton most of the time, and most designs are available in both reg'ler and ladies' cut. Styles and availability vary throughout the year, so check our website for the most up-to-date fashions for you and your monkey.



## ANALOG

When at last all things are added up, there will be a few tricks left among the old crumbled technologies and outmoded automations. Take for example the 45rpm record. There's music trapped in those grooves. Perhaps in some parallel world, songs are playing out from vast collections of 45s in monotonic echoes over PA systems while people in space suits, wearing hats that look like shoes, bask in the flush of their vast and enviable contemporariorosity. This shirt is for that thought.

**Sizes:** M-XXL



## TIGER CRANK

What can we tell you? Mr. Whirly is the most versatile crank going. Plus, tigers are cool. Put those two ideas in a blender and wait for a baby. Well, we didn't wait. Available in pink or baby blue, in ladies' and monobox.

**Sizes:** M-XXL



## WHIMCYCLE

It's a unicorn riding a Steamroller. Silver ink on gray shirt. This shirt will not make you any more of a badass than you are, but it will possibly make you less of one. People who know you probably think that's a good idea anyhow.

**Sizes:** M-XXL



## THE CLOWN

If you require an explanation, this is not the shirt for you. Available in short sleeve in two colors: Navy Blue and Holy Crap That's Bright Orange. Long sleeve in black.

**Sizes:** M-XXL

## T-SHIRTS



### BIG DUMMY T

**WARNING:** Wearing this shirt may result in laughter, disgust or loss of employment. Clearly these are for wearing while riding your Big Dummy (see frames and bikes section). Nonetheless, some feel they may not be suitable for all viewers. And those are not the fun people. Current color is brown with gold ink.

**Sizes:** S-XXL



### KARATE MONKEY T

Black. Short and long sleeve. Small logo on the left boob. The Karate Monkey his-self on the back.

**Sizes:** M-XXL



### RAGLAN

Two tone: black and off black. Logo on the front. Long sleeves, men's and women's cut. 'Nuff said.

**Sizes:** M-XXL



### LOGO TEE

It's not just a name, it's a whole personality type. Shirts are black. Short or long sleeve. Just the logo on the front.

**Sizes:** S-XXL



### ACID RAIN, DEER

It's a deer wearing a gas mask. Do we need to draw you a map? Available in short sleeve in two colors: olive drab and stop sign red. Available in long sleeve in chocolate.

**Sizes:** M-XXL

# HATS



## CYCLING CAP

Our caps are made in the U.S. by Walz Caps of 100% wool fabric because wool works well for moisture, temperature and odor control. They come in two sizes to fit a wide range of melons.

**Color:** Black

**Sizes:** S/M or L/XL



## TRUCKER HAT

Technically it's a Trucker Hat, in that it's got a mesh back and plastic size adjustment band. But it fits more like a ball cap. Passive-aggressive logo patch suitable for artsy fartsy statement on its own, or write in your own message.

**Color:** Black w/orange patch

**Sizes:** One size fits many. Won't fit watermelon heads



## STOCKING CAP

Heavy weight synthetic stocking cap with 3M Thinsulate. This thing is warm because we're from Minnesota, not... somewhere warm.

**Color:** Black

**Size:** One size fits many.  
Won't fit watermelon heads



## BASEBALL HAT

Just a ball cap. Flex Fit band in two sizes fits a wide variety of heads. Suitable for apre' bike, running to the store or painting the garage.

**Color:** Black. What more do you need?

**Sizes:** Flex fit, 2 sizes

PATCHES



SMALL DEER

Color: Black & orange



RECTANGLE DEER

Color: Black & orange



SURLY

Color: Black & white

Sizes: 4, 6 & 10"

SOX

As you must know by now, wool resists odor. We have found that is a good feature in a sock. They also wick and insulate better than cotton or all synthetic, so you can wear them comfortably in a pretty wide range of climates. Surly socks are made by DeFeet. They are Merino wool, with a small percentage of synthetic for increased durability. We offer four designs in a 5" height and two knee-high models, one that looks like the Dub-L stripe and one like the logo sock. The tall socks are thicker than the others and play well with knickers (as we call them here in the U.S. Yes, we know it means ladies' underwear in the UK).

Each design comes in four sizes so pretty much everyone should find one that fits.



TALL



RACING STRIPE



DUB-L STRIPE



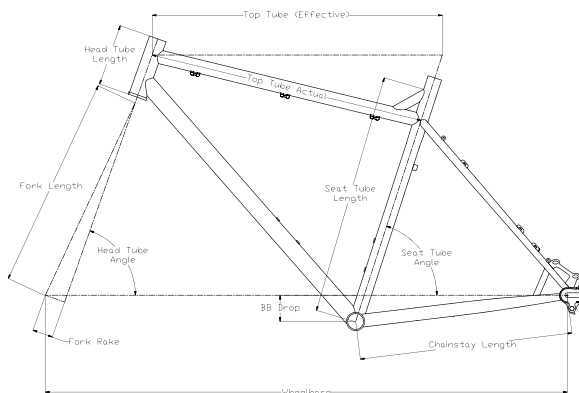
BLOCKHEAD



LOGO

Size	Euro	US Men's	US Women's
S	36-39.5	—	6-8
M	40-42.5	7-9	8.5-10.5
L	43-45.5	9.5-11.5	11-13
XL	46+	12+	—

# MOONLANDER FRAME



## FRAME GEOMETRY

Size	ST (C-T)		TT (C-C) *		TT (Effective)		HT Angle degrees	ST Angle degrees	BB Drop		CS Length	
	inches	mm	inches	mm	inches	mm			inches	mm	inches	mm
16"	16.0	406.4	21.9	555.2	22.6	575.0	70.5	73.0	2.4	60.0	17.7	450.0
18"	18.0	457.2	22.5	570.8	23.4	595.0	70.5	73.0	2.4	60.0	17.7	450.0
20"	20.0	508.0	23.2	590.2	24.2	615.0	70.5	73.0	2.4	60.0	17.7	450.0
22"	22.0	558.8	23.9	607.3	24.8	630.0	70.5	73.0	2.4	60.0	17.7	450.0

Size	Wheel Base		S.O. Height* *		HT Length		FK Length		FK Rake	
	inches	mm	inches	mm	inches	mm	inches	mm	inches	mm
16"	42.3	1073.4	30.4	771.1	4.3	110.0	17.6	447.0	1.7	43.0
18"	43.1	1093.9	31.5	800.1	4.7	120.0	17.6	447.0	1.7	43.0
20"	43.9	1114.8	32.8	833.8	5.5	140.0	17.6	447.0	1.7	43.0
22"	44.5	1130.7	34.2	867.6	6.3	160.0	17.6	447.0	1.7	43.0

\* All dimensions are preliminary and are subject to change.

\*\*Standover height measured using Surly Big Fat Larry tire measuring 762mm in diameter.

## FRAME SPECIFICATIONS

**Tubing:** Surly 4130 CroMoly steel. Main triangle double-buttet. TIG-welded

**Rear dropouts:** Surly horizontal rear load, with derailleur hanger; 135mm O.L.D.; offset 28.0mm

**Brake compatibility:** 51mm IS disc mounts frame and fork. NOTE: Unlike Pugsley, Moonlander uses front caliper adapters for the front brake and rear caliper adapters for the rear brake

**Braze-ons:** Dual water bottle mounts, Surly Trip Guide full line guides for brake and derailleurs, fender and rack eyelets

**Seatpost diameter:** 27.2mm

**Seatpost clamp:** 30.0mm (Surly stainless included)

**Headset/Steertube:** 1-1/8" threadless

**Front derailleur clamp:** Direct mount 28.6mm diameter (adapter included)

**Bottom bracket shell:** 100mm wide, standard English threading (1.37" x 24t)

**Chaining clearance:** 22/36t (NOTE: this is this specific to using a Surly Mr. Whirly offset double crank—use of other cranks may limit number and size of rings and may cause tire/chain rub!)

**Tire clearance:** 4.7" tires on 100mm rims. Hells yes.

**Fork:** Tapered straight blade 4130 CroMoly. 51mm IS front disc mount. 135mm-spaced dropouts. Suspension corrected for 100mm travel forks, but why would you need to do that?

**Color:** Space Black with white decals

# MOONLANDER COMPLETE BIKE

## COMPONENT SIZING

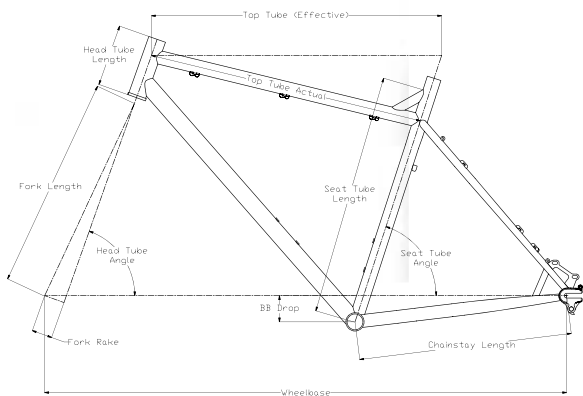
Size	Stem Length		Stem Angle	Handlebar Width		Crank Length
	inches	mm	degrees	inches	mm	mm
16"	3.5	90.0	7.0	26.0	660.0	170.0
18"	3.9	100.0	7.0	26.0	660.0	175.0
20"	4.3	110.0	7.0	26.0	660.0	175.0
22"	4.7	120.0	7.0	26.0	660.0	180.0

## BIKE SPECIFICATIONS

Component	Type	Description
Headset	Cane Creek 40	1-1/8" threadless. Black
Crankset & BB	Surly Mr. Whirly Offset Double	22/36t
Brakes	Avid BB7	Cable actuated. 160mm rotors front & rear
Brake Levers	Avid SD-7	Black
Rims	Surly Clown Shoes	Single wall aluminum. Welded seam. 100mm width. Black. With cutouts
Front Hub	Surly New Disc 135mm	New model HU0207. Disc. 32-hole. Black
Rear Hub	Shimano XT 135mm	M756. Disc. 32-hole. Black
Tires	Surly Big Fat Larry	26 x 4.7". Larry tread. 120tpi. Ginormous
Shifters	Microshift Thumb Shifters	Model SA-109. 3 x 9
Front Derailleur	Shimano SLX	M661 direct mount via Problem Solvers adapter. Top pull. Black
Rear Derailleur	Shimano Deore	M591-SGS. Black
Cog or Cogset	Shimano HG-61	9-speed 11-12-14-16-18-21-24-28-34t
Stem	Kalloy AS-008	25.4mm bar clamp. 7° rise. 4-bolt face. Aluminum. Black
Handlebar	Salsa MotoAce	17° bend. Black
Saddle	WTB SST Comp	Steel rails. Black vinyl. Feels pretty o.k.
Seatpost	Kalloy SP-342	27.2mm. 350mm. Black
Chain	SRAM PC-971	Silver
Extras		Surly stainless steel post clamp. 14g DT Swiss spokes

Fork steer tubes are uncut. Pedals not included. Specifications sometimes change. Cope.

# PUGSLEY & BLACK OPS PUG FRAME



## FRAME GEOMETRY

Size	ST (C-T)		TT (C-C) *		TT (Effective)		HT Angle degrees	ST Angle degrees	BB Drop		CS Length	
	inches	mm	inches	mm	inches	mm			inches	mm	inches	mm
16"	16.0	406.4	21.8	554.3	22.9	580.9	70.5	72.0	2.2	55.0	17.6	448.1
18"	18.0	457.2	22.3	566.5	23.4	595.6	70.5	72.0	2.2	55.0	17.6	448.1
20"	20.0	508.0	22.9	581.9	24.0	610.1	70.5	72.0	2.2	55.0	17.6	448.1
22"	22.0	558.8	23.6	600.0	24.6	625.0	70.5	72.0	2.2	55.0	17.6	448.1

Size	Wheel Base		S.O. Height* *		HT Length		FK Length		FK Rake	
	inches	mm	inches	mm	inches	mm	inches	mm	inches	mm
16"	42.0	1067.4	29.8	758.0	4.0	102.0	17.6	447.0	1.7	43.0
18"	42.6	1082.4	31.0	786.5	4.4	112.0	17.6	447.0	1.7	43.0
20"	43.2	1097.3	32.3	819.6	5.1	130.0	17.6	447.0	1.7	43.0
22"	43.8	1112.7	33.6	853.0	5.9	150.0	17.6	447.0	1.7	43.0

\* All dimensions are preliminary and are subject to change.  
\*\*Standover height measured using Surly Endomorph tire measuring 740mm in diameter.

## FRAME SPECIFICATIONS

- Tubing:** Surly 4130 CroMoly steel. Main triangle double-buttet. TIG-welded
- Rear dropouts:** Surly horizontal rear load, with derailleur hanger; 135mm O.L.D.; offset 17.5mm
- Brake compatibility:** 51mm IS disc mounts frame and fork. NOTE: USE REAR CALIPER ADAPTERS FOR BOTH FRONT AND REAR BRAKES!
- Braze-ons:** Dual water bottle mounts, Surly Trip Guide full line guides for brake and derailleurs, fender and rack eyelets
- Seatpost diameter:** 27.2mm
- Seatpost clamp:** 30.0mm (Surly stainless included)
- Headset/Steertube:** 1-1/8" threadless
- Front derailleur clamp:** E-type
- Bottom bracket shell:** 100mm wide, standard English threading (1.37" x 24t)
- Chaining clearance:** Compact triple: 22-32-44t (with 65mm rim)
- Tire clearance:** 3.8" on 82mm rims. Use of 82mm rims requires the use of Surly Mr. Whirly Offset Double crank or truncated cassette to avoid tire/chain rub. Standard mountain triple gearing will work with 65mm rims
- Fork:** 447mm axle to crown, tapered straight blade, 4130 CroMoly. 51mm IS REAR disc mount. 135mm-spaced dropouts, 17.5mm offset
- Pugsley Color:** Snowblind White with black decals
- Black Ops Pug Color:** Necromancer Black

# PUGSLEY & BLACK OPS PUG COMPLETE BIKE

## COMPONENT SIZING

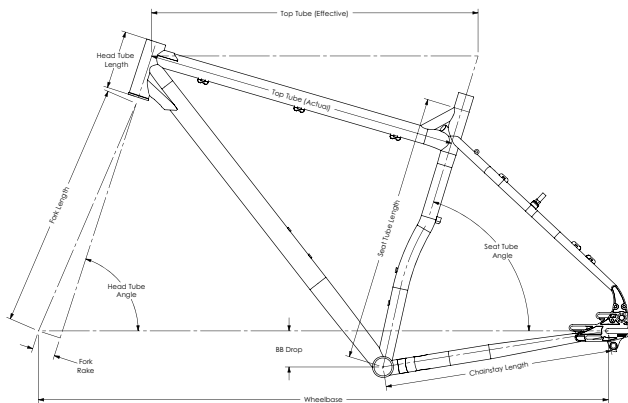
Size	Stem Length		Stem Angle degrees	Handlebar Width		Crank Length mm
	inches	mm		inches	mm	
16"	3.5	90.0	7.0	26.0	660.0	170.0
18"	3.9	100.0	7.0	26.0	660.0	175.0
20"	4.3	110.0	7.0	26.0	660.0	175.0
22"	4.7	120.0	7.0	26.0	660.0	175.0

## BIKE SPECIFICATIONS

Component	Type	Description
Headset-Pugsley	Ritchey Logic Comp	1-1/8" threadless. Black
Headset-Black Ops Pug	Cane Creek 40	1-1/8" threadless. Black
Crankset-Pugsley	TruVativ Hussefelt	22/32/44t. Black
Bottom Bracket-Pugsley	TruVativ Howitzer	For 100mm BB shell
Crankset & BB-Black Ops Pug	Surly Mr. Whirly Offset Double	22/36t. Black
Brakes	Avid BB7	Cable actuated. 160mm rotors front & rear
Brake Levers	Avid FR-5	Black
Rims-Pugsley	Surly Large Marge	32h. Welded seam. 65mm width. Black
Rims-Black Ops Pug	Surly Rolling Darryl	32h. 82mm width. Black. No cutouts
Front Hub	Surly New 135mm disc	32h. 135mm. Threaded for singlespeed freewheel. Black
Rear Hub	Shimano Deore	M525. QR. 32h. Black
Front Tire	Surly Larry	3.8". Steers good
Rear Tire	Surly Endomorph	3.7". Paddles good
Shifters	Shimano Deore	Black
Front Derailleur	Shimano SLX E-Type	M660. Topswing, dual pull, post-mount
Rear Derailleur	Shimano Deore	M591SGS. Top Normal. Black
Cog or Cogset	Shimano HG-61	11-12-14-16-18-21-24-28-32t
Stem	Kalloy AS-008	25.4mm bar clamp. 7° rise. 4-bolt face. Aluminum. Black
Handlebar	Salsa MotoAce	660mm. 17°. Black
Saddle	WTB SST Comp	Steel rails. Black vinyl. Feels pretty o.k.
Seatpost	Kalloy SP-342	27.2mm. 350mm. Black
Chain	SRAM PC-971	It's a chain, right?
Extras-Pugsley		Surly stainless steel post clamp. Surly toobs. DT Swiss Champion spokes
Extras-Black Ops Pug		Surly stainless steel post clamp (black!). Surly toobs. DT Swiss Champion spokes (black!). 12mm brass nipples -yup, black

Fork steer tubes are uncut. Pedals not included. Specifications sometimes change. Cope.

# OGRE FRAME



## FRAME GEOMETRY

Size	ST (C-T)		TT (C-C) *		TT (Effective)		HT Angle degrees	ST Angle degrees	BB Drop		CS Length	
	inches	mm	inches	mm	inches	mm			inches	mm	inches	mm
16"	21.9	406.4	21.6	557.7	22.5	575.6	71.0	73.0	2.7	68.0	16.9	431.0
18"	22.6	457.2	22.4	575.0	23.5	599.3	71.5	73.0	2.7	68.0	16.9	431.0
20"	23.2	508.0	23.2	589.9	24.3	616.3	72.0	73.0	2.7	68.0	16.9	431.0
22"	23.9	558.8	23.9	607.1	24.8	632.2	72.0	73.0	2.7	68.0	16.9	431.0
24"	25.1	609.6	24.7	627.1	25.5	648.1	72.0	73.0	2.7	68.0	16.9	431.0

Size	Wheel Base		S.O. Height **		HT Length		FK Length		FK Rake	
	inches	mm	inches	mm	inches	mm	inches	mm	inches	mm
16"	41.2	1046.1	29.4	762.9	3.5	90.0	17.8	468.0	1.6	43.0
18"	41.9	1064.9	30.5	792.7	3.9	100.0	17.8	468.0	1.6	43.0
20"	42.4	1076.8	31.7	822.5	4.3	110.0	17.8	468.0	1.6	43.0
22"	43.0	1093.0	33.0	853.5	4.9	125.0	17.8	468.0	1.6	43.0
24"	43.7	1109.1	34.5	876.5	5.5	140.0	17.8	468.0	1.6	43.0

\* All dimensions are preliminary and are subject to change.

\*\*Measurements use tire with a diameter of 740mm (29 x 2.3"), taken from middle of the toptube to level ground.

## FRAME SPECIFICATIONS

**Tubing:** Surly 4130 CroMoly steel. Main triangle double-buttet. TIG welded

**Rear dropouts:** Horizontal slotted with derailleur hanger, 135mm O.L.D. Features Rohloff torque arm slot and threaded eyelets for fenders, racks and Surly trailer mounts

**Brake compatibility:** Disc and rim brake compatible. Disc mounts are 51mm IS Rim brake pivots are removable. Note: rear disc brake is limited to 160mm maximum rotor diameter and requires the use of Surly caliper adapter

**Braze-ons:** Full-length Surly Trip Guide housing line guides for derailleurs and brakes; two sets of water bottle cage mounts, removable post cantilever pivots; upper seatstay threaded barrels, mid- and low-blade fully threaded through-blade fork eyelets; threaded holes for racks, fenders and trailer mounting nuts; Rohloff OEM2 axle plate mounting slot

**Seatpost diameter:** 27.2mm

**Seatpost clamp:** 30.0mm (Surly stainless included)

**Headset/Steertube:** 1-1/8" threadless

**Front derailleur clamp:** 28.6mm, top pull

**Bottom bracket shell:** 73mm shell width, threaded standard English (1.37" x 24t)

**Chaining clearance:** 26/36/46t

**Tire clearance:** 29 x 2.5". Individual tire and rim combos affect tire clearance

**Fork:** TIG-welded 4130 CroMoly, 80mm suspension corrected, tapered straight blade. Low- and mid-blade fully threaded through-blade rack eyelets; fender mount eyelets at dropout; 1-1/8" x 260mm threadless steer tube, 51mm disc mount (203mm max. rotor diameter), removable cantilever pivots, line/housing guides

**Color:** Army Green with white decals

# OGRE COMPLETE BIKE

## COMPONENT SIZING

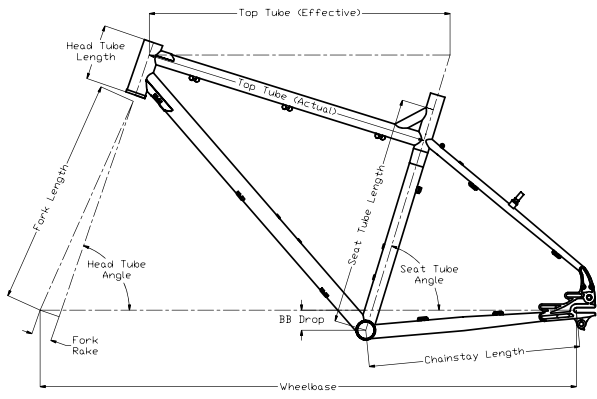
Size	Stem Length		Stem Angle	Handlebar Width		Crank Length
	inches	mm	degrees	inches	mm	mm
16"	3.5	90.0	7.0	26.0	660.0	170.0
18"	3.9	100.0	7.0	26.0	660.0	175.0
20"	4.3	110.0	7.0	26.0	660.0	175.0
22"	4.7	120.0	7.0	26.0	660.0	175.0
24"	5.1	130.0	7.0	26.0	660.0	175.0

## BIKE SPECIFICATIONS

Component	Type	Description
Headset	Cane Creek 40	1-1/8" threadless. Black
Crankset & BB	TruVativ Firex 3.1	22/32/44t. Black
Brakes	Avid BB7	Cable actuated. 160mm rotors front & rear
Brake Levers	Avid FR-5	Black
Rims	Alex Adventurer	700c. 32-hole. Black w/machined sidewalls
Hubs	Shimano Deore Disc	Model M529. 32h. QR. Black
Tires	WTB Exiwolf	29 x 2.3". Steel bead
Shifters	Shimano Deore	3 x 9 Rapidfire
Front Derailleur	Shimano Deore	Model 590. 28.6mm. Top pull
Rear Derailleur	Shimano Deore	Model 590SGS. 9-speed
Cog or Cogset	Shimano HG-61	11-13-15-17-20-23-26-30-34t
Stem	Kalloy AS-008	25.4mm bar clamp. Aluminum. 4-bolt face. Black
Handlebar	Salsa MotoAce	17° bend. Black
Saddle	WTB SST Comp	Steel rails. Black vinyl. Feels pretty o.k.
Seatpost	Kalloy SP-342	27.2mm. 350mm. Black
Chain	SRAM PC-970	Silver
Extras		Surly stainless steel post clamp. 14g DT Swiss spokes

Fork steer tubes are uncut. Pedals not included. Specifications sometimes change. Cope.

# TROLL FRAME



## FRAME GEOMETRY

Size	ST (C-T)		TT (C-C) *		TT (Effective)		HT Angle degrees	ST Angle degrees	BB Drop		CS Length	
	inches	mm	inches	mm	inches	mm			inches	mm	inches	mm
14"	14.0	355.6	20.9	532.0	21.5	546.0	71.0	73.0	1.6	40.0	16.5	419.0
16"	16.0	406.4	21.6	549.0	22.5	571.0	71.0	73.0	1.6	40.0	16.5	419.0
18"	18.0	457.2	22.4	570.0	23.5	596.0	71.0	73.0	1.6	40.0	16.5	419.0
20"	20.0	508.0	23.2	590.0	24.3	616.0	71.0	73.0	1.6	40.0	16.5	419.0
22"	22.0	558.8	23.9	608.3	24.8	631.0	71.0	73.0	1.6	40.0	16.5	419.0

Size	Wheel Base		S.O. Height* *		HT Length		FK Length		FK Rake	
	inches	mm	inches	mm	inches	mm	inches	mm	inches	mm
14"	39.8	1011.9	28.3	715.9	3.5	90.0	17.8	453.0	1.6	40.0
16"	40.8	1037.3	29.4	744.9	3.9	100.0	17.8	453.0	1.6	40.0
18"	41.9	1062.6	30.5	773.6	4.3	110.0	17.8	453.0	1.6	40.0
20"	42.6	1083.2	31.7	804.6	4.9	125.0	17.8	453.0	1.6	40.0
22"	43.3	1098.9	33	837.9	5.7	145.0	17.8	453.0	1.6	40.0

\* All dimensions are preliminary and are subject to change.

\*\*Measurements use tire with a diameter of 676mm taken from middle of the toptube to level ground.

## FRAME SPECIFICATIONS

**Tubing:** Surly 4130 CroMoly steel. TIG-welded. Main triangle double-buttetd

**Rear dropouts:** Horizontal slotted with derailleur hanger, 135mm O.L.D. Features Rohloff torque arm slot and threaded eyelets for fenders, racks and Surly trailer mounts

**Brake compatibility:** Disc and rim brake compatible. Disc mounts are 51mm IS Rim brake pivots are removable. Note: rear disc brake is limited to 160mm maximum rotor diameter and requires the use of Surly caliper adapter

**Braze-ons:** Full-length Surly Trip Guide housing line guides for derailleurs and brakes; two sets of water bottle cage mounts, removable post cantilever pivots; upper seatstay threaded barrels, mid-and low-blade fully threaded through-blade fork eyelets; threaded holes for racks, fenders and trailer mounting nuts; Rohloff OEM2 axle plate mounting slot

**Seatpost diameter:** 27.2mm

**Seatpost clamp:** 30.0mm (Surly stainless included)

**Headset/Steertube:** 1-1/8" threadless

**Front derailleur clamp:** 28.6mm, top pull

**Bottom bracket shell:** 73mm shell width, threaded standard English (1.37" x 24t)

**Chaining clearance:** 24/36/48t

**Tire clearance:** 26 x 2.6". Individual tire and rim combos affect tire clearance

**Fork:** TIG-welded 4130 CroMoly, 100mm suspension corrected, tapered straight blade. Low- and mid-blade fully threaded through-blade rack eyelets; fender mount eyelets at dropout; 1-1/8" x 260mm threadless steer tube, 51mm disc mount (203mm max. rotor diameter), removable cantilever pivots, line/housing guides

**Color:** Agent Orange with white decals

# TROLL COMPLETE BIKE

## COMPONENT SIZING

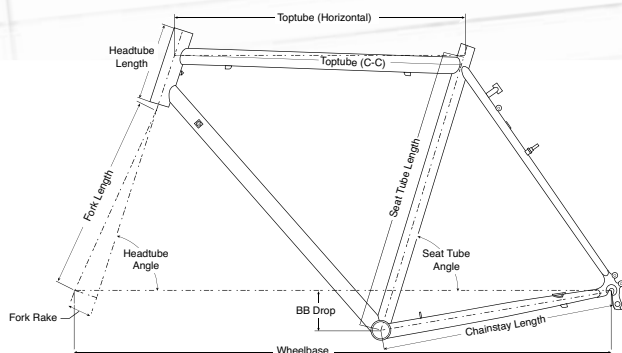
Size	Stem Length		Stem Angle degrees	Handlebar Width		Crank Length mm
	inches	mm		inches	mm	
16"	3.5	90.0	7.0	26.0	660.0	170.0
18"	3.9	100.0	7.0	26.0	660.0	175.0
20"	4.3	110.0	7.0	26.0	660.0	175.0
22"	4.7	120.0	7.0	26.0	660.0	175.0

## BIKE SPECIFICATIONS

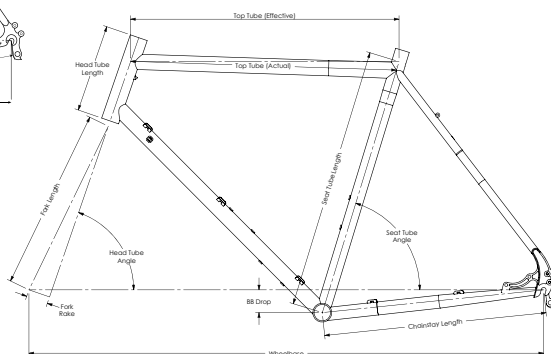
Component	Type	Description
Headset	Ritchey Logic Comp	1-1/8" threadless. Black
Crankset	Andel RSC6	24/34/46t. Black
Bottom Bracket	Shimano UN-55	73 x 122mm. Hollow spindle, square taper
Brakes	Avid BB7	Cable actuated. 160mm rotors front & rear
Brake Levers	Avid FR-5	Black
Rims	Alex Adventurer	26". 32-hole. Black w/machined sidewalls
Front Hub	Shimano Deore Disc	Model M529, 32h, QR. Black
Rear Hub	Shimano Deore Disc	Model M529, 32h, QR. Black
Tires	WTB Exiwolf	29 x 2.3". Steel bead
Shifters	Shimano Deore	3 x 9 Rapidfire
Front Derailleur	Shimano Deore	Model 590. 28.6mm. Top pull
Rear Derailleur	Shimano Deore	Model 590SGS. 9-speed
Cog or Cogset	Shimano HG-61	11-13-15-17-20-23-26-30-34t
Stem	Kalloy AS-008	25.4mm bar clamp. Aluminum. 4-bolt face. Black
Handlebar	Surly	Open Bar. 666mm. No rise
Saddle	WTB SST Comp	Steel rails. Black vinyl. Feels pretty o.k.
Seatpost	Kalloy SP-342	27.2mm. 350mm. Black
Chain	SRAM PC-970	Silver
Extras		Surly stainless steel post clamp. 14g DT Swiss spokes

Fork steer tubes are uncut. Pedals not included. Specifications sometimes change. Cope.

# LONG HAUL, DELUXE & DISC TRUCKER FRAMES



Long Haul Trucker & Trucker Deluxe



Disc Trucker

## FRAME SPECIFICATIONS

**Sizes:** 26" wheel 42, 46, 50-62cm; 700c wheel 56-64cm (frame only in 64cm, no 700c DeLuxe)

**Tubing:** 100% Surly 4130 CroMoly steel. Main triangle double-buttet. TIG-welded

**Rear dropouts:** Vertical, 135mm O.L.D.

**Brake compatibility:** LHT and DeLuxe use rim brake pivots front and rear (cantilever or linear pull). Disc Trucker uses 51mm disc calipers (160mm rotor only)

**Braze-ons:** Upper bosses and dropout eyelets for racks front and rear, fender eyelets, pump peg, downtube lever bosses, three sets of H<sub>2</sub>O cage bosses, rear housing stop for rim brakes (LHT and DeLuxe), housing stops for brake and derailleurs, S&S couplers (DeLuxe)

**Seatpost diameter:** 27.2mm

**Seatpost clamp:** 30.0mm (Surly stainless included)

**Headset/Steertube:** 1-1/8" threadless

**Front derailleur clamp:** 28.6mm (bottom pull)

**Bottom bracket shell:** 68mm wide, threaded standard English (1.37" x 24t)

**Chaining clearance:** 42/53t double, 38/52/56t triple

**Tire clearance:** 26": 2.1" with or without fenders; 700c: 42mm with fenders, 45mm without fenders. Individual tire and rim combos affect tire clearance

**Fork:** 4130 CroMoly, lugged and brazed. Proprietary sloping crown with threaded eyelets, tapered curved blades with mid-blade rack eyelets, dual dropout eyelets

**LHT & Disc Trucker Color:** Super Dark Green or Blacktacular

**Trucker DeLuxe Color:** Deep Water Blue

**700c WHEELS**

Size	ST (C-T)		TT (C-C) *		TT (Effective)		HT Angle degrees	ST Angle degrees	BB Drop		CS Length	
	inches	mm	inches	mm	inches	mm			inches	mm	inches	mm
56cm	22.0	560.0	22.2	564.5	22.4	570.0	72.0	73.0	3.1	78.0	18.1	460.0
58cm	22.8	580.0	22.8	580.2	23.1	586.0	72.0	72.5	3.1	78.0	18.1	460.0
60cm	23.6	600.0	23.4	594.8	23.6	600.0	72.0	72.5	3.1	78.0	18.1	460.0
62cm	24.4	620.0	23.8	603.9	24.0	610.0	72.0	72.0	3.1	78.0	18.1	460.0
64cm	25.2	640.0		615.0	24.4	620.0	72.0	72.0	3.1	78.0	18.1	460.0

Size	Wheel Base		S. O. Height**		HT Length		FK Length		FK Rake	
	inches	mm	inches	mm	inches	mm	inches	mm	inches	mm
56cm	41.6	1055.6	32.0	811.9	5.6	152.0	15.4	390.0	1.8	45.0
58cm	42.0	1066.7	32.7	829.8	6.7	171.0	15.4	390.0	1.8	45.0
60cm	42.6	1080.8	33.4	847.8	7.4	189.0	15.4	390.0	1.8	45.0
62cm	47.7	1085.3	34.1	866.5	8.26	210.0	15.4	390.0	1.8	45.0
64cm	43.1	1095.3	34.8	883.6	8.9	226.0	15.4	390.0	1.8	45.0

\*All dimensions subject to change.  
 \*\*Measurements for 700c frame are calculated using a tire with a diameter of 690mm.

**26" WHEELS**

Size	ST (C-T)		TT (C-C) *		TT (Effective)		HT Angle degrees	ST Angle degrees	BB Drop		CS Length	
	inches	mm	inches	mm	inches	mm			inches	mm	inches	mm
42cm	16.5	420.0	19.4	492.7	19.9	505.0	70.0	75.0	1.9	47.0	18.1	460.0
46cm	18.1	460.0	20.0	508.4	20.3	515.0	70.0	74.5	1.9	47.0	18.1	460.0
50cm	19.7	500.0	20.7	525.4	20.9	530.0	71.0	74.0	1.9	47.0	18.1	460.0
52cm	20.5	520.0	21.1	535.0	21.3	540.0	71.0	73.5	1.9	47.0	18.1	460.0
54cm	21.3	540.0	21.6	549.7	21.9	555.0	71.0	73.0	1.9	47.0	18.1	460.0
56cm	22.0	560.0	22.2	564.5	22.4	570.0	71.0	73.0	1.9	47.0	18.1	460.0
58cm	22.8	580.0	22.8	580.3	23.1	586.0	71.0	72.5	1.9	47.0	18.1	460.0
60cm	23.6	600.0	23.4	594.8	23.6	600.0	71.5	72.5	1.9	47.0	18.1	460.0
62cm	24.4	620.0	23.8	603.8	24.0	610.0	71.5	72.0	1.9	47.0	18.1	460.0

Size	Wheel Base		S. O. Height**		HT Length		FK Length		FK Rake	
	inches	mm	inches	mm	inches	mm	inches	mm	inches	mm
42cm	40.8	1036.6	27.6	702.1	4.4	110.7	14.8	376.0	1.9	45.0
46cm	41.1	1042.7	28.5	723.2	4.6	116.7	14.8	376.0	1.9	45.0
50cm	41.2	1046.8	29.8	756.1	5.7	144.0	14.8	376.0	1.9	45.0
52cm	41.5	1053.1	30.5	774.5	6.4	163.0	14.8	376.0	1.9	45.0
54cm	41.9	1064.0	31.2	792.4	7.2	182.0	14.8	376.0	1.9	45.0
56cm	42.5	1079.8	32.0	811.9	8.0	203.0	14.8	376.0	1.9	45.0
58cm	43.0	1091.2	32.7	829.7	8.7	222.0	14.8	376.0	1.9	45.0
60cm	43.3	1100.4	33.4	847.9	9.4	238.0	14.8	376.0	1.9	45.0
62cm	43.5	1105.1	34.1	866.6	10.2	259.0	14.8	376.0	1.9	45.0

\*All dimensions subject to change.  
 \*\*Measurements for 26" frame are calculated using a tire with a diameter of 628mm.

# LONG HAUL TRUCKER COMPLETE BIKE

## COMPONENT SIZING

Size	Stem Length		Stem Angle	Handlebar Width		Crank Length
	inches	mm	degrees	inches	mm	mm
42cm	15.7	75.0	35.0	3.0	400.0	165.0
46cm	15.7	75.0	35.0	3.0	400.0	165.0
50cm	16.5	75.0	35.0	3.0	420.0	170.0
52cm	16.5	90.0	17.0	3.5	420.0	170.0
54cm	16.5	100.0	17.0	3.9	420.0	170.0
56cm	16.5	100.0	17.0	3.9	440.0	175.0
58cm	17.3	110.0	17.0	4.3	440.0	175.0
60cm	18.1	120.0	17.0	4.7	460.0	175.0
62cm	18.1	120.0	17.0	4.7	460.0	175.0
64cm	18.1	120.0	17.0	4.7	460.0	175.0

## BIKE SPECIFICATIONS

Component	Type	Description
Headset	Cane Creek 40	1-1/8" threadless. Black
Crankset	Andel RSC6	26/36/48t. Square taper interface. Silver
Bottom Bracket	Shimano UN-54	Square taper interface. 68 x 118mm
Brakes	Tektro	CR720 cantilever. Silver
Brake Levers	Tektro	RL341 short reach on 42, 46, 50mm frames. RL340 standard reach on all others
Rims (26")	Alex Adventurer	36h. Double wall. Eyeletted. Black
Rims (700c)	Alex Adventurer	36h. Double wall. Eyeletted. Black
Front Hub	Shimano LX	T660. 36h. Non-disc. Silver
Rear Hub	Shimano LX	T660. 36h. Non-disc. 135mm O.L.D. Silver
Tires (26")	Michelin City	26 x 1.85". Wire bead. Blackwall
Tires (700c)	Continental Contact	700c x 37mm. Wire bead. Blackwall
Shifters	Shimano bar-end	SL-BS77 2/3 x 9-speed, friction setting
Front Derailleur	Shimano Sora	FD-3403. Silver
Rear Derailleur	Shimano LX	T661SGS. Black
Cog or Cogset	Shimano HG-50	11-13-15-17-20-23-26-30-34t
Stem	Kalloy AS-009	26.0mm bar clamp. Aluminum. 4-bolt face. Silver
Handlebar	PMT	Silver
Saddle	WTB SST Comp	Steel rails. Black vinyl. Feels pretty o.k.
Seatpost	Kalloy SP-248D	27.2mm. 300mm. Silver
Chain	SRAM PC-971	Silver. 116 links
Extras		Surly stainless steel post clamp. 14g DT Swiss spokes. Some pretty sweet & comfy cork tape

Fork steer tubes are uncut. Pedals not included. Specifications sometimes change. Cope.

# DISC TRUCKER COMPLETE BIKE

## COMPONENT SIZING

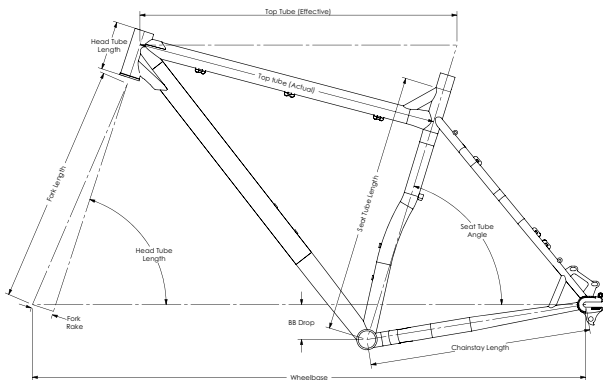
Size	Stem Length		Stem Angle	Handlebar Width		Crank Length
	inches	mm	degrees	inches	mm	mm
42cm	3.0	75.0	35.0	15.7	400.0	165.0
46cm	3.0	75.0	35.0	15.7	400.0	165.0
50cm	3.0	75.0	35.0	16.5	420.0	170.0
52cm	3.5	90.0	17.0	16.5	420.0	170.0
54cm	3.9	100.0	17.0	16.5	420.0	170.0
56cm	3.9	100.0	17.0	16.5	440.0	175.0
58cm	4.3	110.0	17.0	17.3	440.0	175.0
60cm	4.7	120.0	17.0	18.1	460.0	175.0
62cm	4.7	120.0	17.0	18.1	460.0	175.0
64cm	4.7	120.0	17.0	18.1	460.0	175.0

## BIKE SPECIFICATIONS

Component	Type	Description
Headset	Cane Creek 40	1-1/8" threadless. Black
Crankset	Andel RSC6	26/36/48t. Square taper interface. Silver
Bottom Bracket	Shimano UN-54	Square taper interface. 68 x 118mm
Brakes	Avid BB7	Cable actuated. 160mm rotors front & rear
Brake Levers	Tektro RL520	Drop bar levers. Black hoods
Rims (26")	Alex Adventurer	36h. Double wall. Eyeletted. Black
Rims (700c)	Alex Adventurer	36h. Double wall. Eyeletted. Black
Front Hub	Shimano XT	M756 6-bolt disc. 36h. Silver
Rear Hub	Shimano XT	M756 6-bolt disc. 36h. 135mm. Silver
Tires (26")	Michelin City	26 x 1.85". Wire bead. Blackwall
Tires (700c)	Continental Contact	700c x 37mm. Wire bead. Blackwall
Shifters	Shimano bar-end	SL-BS77 2/3 x 9-speed, friction setting
Front Derailleur	Shimano Sora	FD-3403. Silver
Rear Derailleur	Shimano LX	T661SGS. Black
Cog or Cogset	Shimano HG-50	11-13-15-17-20-23-26-30-34t
Stem	Kalloy AS-009	26.0mm bar clamp. Aluminum. 4-bolt face. Silver
Handlebar	PMT	Silver
Saddle	WTB SST Comp	Steel rails. Black vinyl. Feels pretty o.k.
Seatpost	Kalloy SP-248D	27.2mm. 300mm. Silver
Chain	SRAM PC-971	Silver. 116 links
Extras		Surly stainless steel post clamp. 14g DT Swiss spokes. Some pretty sweet & comfy cork tape

Fork steer tubes are uncut. Pedals not included. Specifications sometimes change. Cope.

# KARATE MONKEY FRAME



## FRAME GEOMETRY

Size	ST (C-T)		TT (C-C) *		TT (Effective)		HT Angle degrees	ST Angle degrees	BB Drop		CS Length	
	inches	mm	inches	mm	inches	mm			inches	mm	inches	mm
16"	17.2	436.4	22.0	557.7	22.7	575.6	71.0	73.0	2.7	68.0	17.0	431.0
18"	19.2	487.2	22.6	575.0	23.6	599.3	71.5	73.0	2.7	68.0	17.0	431.0
20"	21.2	538.0	23.2	589.9	24.3	616.3	72.0	73.0	2.7	68.0	17.0	431.0
22"	23.2	588.8	23.9	607.1	24.9	632.2	72.0	73.0	2.7	68.0	17.0	431.0

Size	Wheel Base		S.O. Height**		HT Length		FK Length		FK Rake	
	inches	mm	inches	mm	inches	mm	inches	mm	inches	mm
16"	41.2	1046.1	30.0	762.9	3.5	90.0	18.4	468.0	1.6	43.0
18"	41.9	1064.9	31.2	792.7	3.9	100.0	18.4	468.0	1.6	43.0
20"	42.4	1076.8	32.4	822.5	4.3	110.0	18.4	468.0	1.6	43.0
22"	43.0	1093.0	33.6	853.5	4.9	125.0	18.4	468.0	1.6	43.0

\* All dimensions are preliminary and are subject to change.  
\*\*Measurements use tire with a diameter of 676mm (Tioga 2.1" DH), taken from middle of the toptube to level ground.

## FRAME SPECIFICATIONS

- Tubing:** Surly 4130 CroMoly steel. Main triangle double-buttet. TIG-welded
- Rear Dropouts:** Surly horizontal dropouts with derailleur hanger, 135mm O.L.D.
- Brake compatibility:** 51mm IS disc mounts front and rear
- Braze-ons:** Dual water bottle mounts, Surly Trip Guides for continuous brake and derailleur housing
- Seatpost diameter:** 27.2mm
- Seatpost clamp:** 30.0mm (Surly stainless included)
- Headset/Steertube:** 1-1/8" threadless
- Front derailleur clamp:** 28.6mm (top pull)
- Bottom bracket shell:** 73mm wide, standard English threading (1.37" x 24t)
- Chainring clearance:** 48t max
- Tire clearance:** 29 x 2.55" knobbies. Individual tire and rim combos affect tire clearance
- Fork:** Suspension-corrected (80mm), tapered straight blade, 4130 CroMoly. 51mm IS disc mount
- Color:** Battleship Gray or Midnight Hour Black

# KARATE MONKEY COMPLETE BIKE

## COMPONENT SIZING

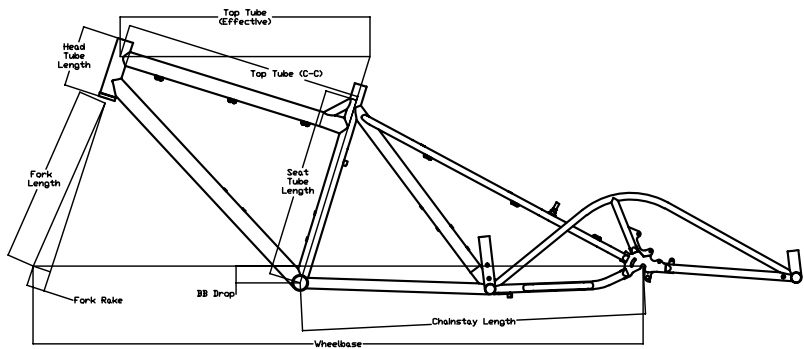
Size	Stem Length		Stem Angle	Handlebar Width		Crank Length
	inches	mm	degrees	inches	mm	mm
16"	3.5	90.0	7.0	26.0	660.0	170.0
18"	3.9	100.0	7.0	26.0	660.0	175.0
20"	4.3	110.0	7.0	26.0	660.0	175.0
22"	4.7	120.0	7.0	26.0	660.0	175.0

## BIKE SPECIFICATIONS

Component	Type	Description
Headset	Cane Creek 40	1-1/8" threadless. Black
Crankset & BB	TruVativ FireX 1.1	33t ring w/ring guard. Forged. Black
Brakes	Avid BB7	Cable actuated. 160mm rotors front & rear
Brake Levers	Avid FR-5	Black
Rims	WTB Speed Disc 29	32h. Black. Machined sidewalls
Hubs	Surly New model	32h. Black. Machined sidewalls
Tires	WTB Exiwolf DNA	29 x 2.3". Steel bead. Black
Cog or Cogset	Shimano single-speed freewheel	17t. 3/32"
Stem	Kalloy AS-008	25.4mm bar clamp. Aluminum. 4-bolt face. Black
Handlebar	Salsa Moto Ace	660mm width. 17° bend. Black
Saddle	WTB SST Comp	Steel rails. Black vinyl. Feels pretty o.k.
Seatpost	Kalloy SP-342	27.2mm. 350mm. Black
Chain	KMC X8.9	
Extras		Surly stainless steel post clamp. 14g DT Swiss spokes

Fork steer tubes are uncut. Pedals not included. Specifications sometimes change. Cope.

# BIG DUMMY FRAME



## FRAME GEOMETRY

Size	ST (C-T)		TT (C-C) *		TT (Effective)		HT Angle degrees	ST Angle degrees	BB Drop		CS Length	
	inches	mm	inches	mm	inches	mm			inches	mm	inches	mm
Small	16.0	406.4	22.7	550.6	22.6	573.5	72.0	73.0	1.6	40.0	32.6	827.0
Medium	18.0	457.2	22.4	570.1	23.5	596.1	72.0	73.0	1.6	40.0	32.6	827.0
Large	20.0	508.0	23.2	588.7	24.2	614.1	72.0	73.0	1.6	40.0	32.6	827.0
X-Large	22.0	558.8	24.0	609.6	24.9	631.8	72.0	73.0	1.6	40.0	32.6	827.0

Size	Wheel Base		S.O. Height**		HT Length		FK Length		FK Rake	
	inches	mm	inches	mm	inches	mm	inches	mm	inches	mm
Small	56.5	1435.9	29.1	740.4	5.2	131.7	16.7	425.0	1.7	43.0
Medium	57.4	1458.8	30.4	771.5	5.7	145.9	16.7	425.0	1.7	43.0
Large	58.1	1477.0	31.6	802.9	6.3	160.8	16.7	425.0	1.7	43.0
X-Large	58.9	1495.0	32.9	835.8	7.0	178.8	16.7	425.0	1.7	43.0

\* All dimensions are preliminary and are subject to change.

\*\*Measurements use tire with diameter of 676mm (average 26 x 2.1").

## FRAME SPECIFICATIONS

**Tubing:** Surly 4130 CroMoly steel. Main triangle double-buttet. TIG-welded

**Rear dropouts:** Vertical, 135mm spaced with fender eyelets

**Brake compatibility:** 51mm disc mounts and removable cantilever pivots

**Braze-ons:** Triple water bottle mounts, Surly Trip Guides for continuous brake/shift housing or brake hydraulic line (toptube and seatstay routing), fender eyelets

**Seatpost diameter:** 27.2mm

**Seatpost clamp:** 30mm Surly stainless, included

**Headset:** 1-1/8" threadless

**Front derailleur:** 28.6mm (1-1/8") clamp diameter, top-pull style

**Bottom bracket shell:** 68mm wide, threaded English 1.37" x 24t

**Tire clearance:** 26 x 2.5" with fenders

**Chainring clearance:** No frame limitations. Use whatever you want

**Fork:** TIG-welded 4130 CroMoly, suspension-corrected (80mm travel), tapered straight blade with single fender eyelet on the dropout, 1-1/8" x 260mm threadless steerer, 51mm IS disc mount, removable cantilever pivots, line/housing guides

**Cargo Weight Limit:** 400 lb combined rider and cargo

**Color:** Tar Pit Black

# BIG DUMMY COMPLETE BIKE

## COMPONENT SIZING

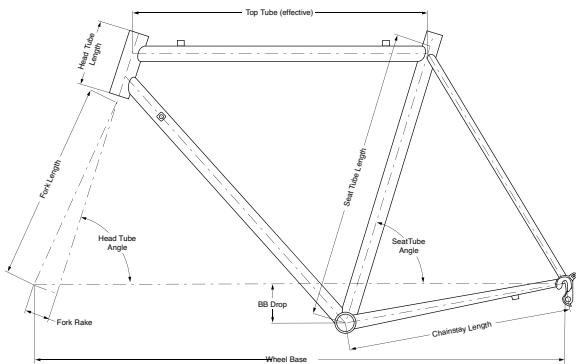
Size	Stem Length		Stem Angle	Handlebar Width		Crank Length
	inches	mm	degrees	inches	mm	mm
16"	3.5	90.0	7.0	26.0	660.0	170.0
18"	3.9	100.0	7.0	26.0	660.0	175.0
20"	4.3	110.0	7.0	26.0	660.0	175.0
22"	4.7	120.0	7.0	26.0	660.0	175.0

## BIKE SPECIFICATIONS

Component	Type	Description
Headset	Cane Creek 40	1-1/8" threadless. Black
Crankset & BB	TruVativ FireX C3.1	Forged aluminum. 48-36-26t. Black
Brakes	Avid BB7	Cable actuated. 185mm rotors front & rear
Brake Levers	Avid FR-5	Black
Rims	Salsa Gordo	36h. Black w/machined sidewalls
Front & Rear Hubs	Shimano Deore	M529 Disc. 36h. Black
Tires	Continental Town & Country	26 x 2.1". Steel bead
Shifters	Shimano Deore	M590. 3 x 9-speed
Front Derailleur	Shimano Deore	M591. Traditional style dual pull. 28.6mm clamp
Rear Derailleur	Shimano Deore	M591 SGS. Top-normal traditional
Cog or Cogset	Shimano HG-61	11-34t
Stem	Kalloy, AS-008	25.4mm bar clamp. Aluminum. 4-bolt face. Black
Handlebar	Salsa MotoAce	660mm wide. 17°. Black
Saddle	WTB SST Comp	Steel rails. Black vinyl. Feels pretty o.k.
Seatpost	Kalloy SP-342	27.2mm. 350mm. Black
Chain	SRAM PC-971	9-speed
Extras		Surly stainless steel post clamp. 14g DT Swiss spokes

Standard one-leg kickstand included. More cargo accessories are available from Xtracycle. Visit them at [Xtracycle.com](http://Xtracycle.com)  
Fork steer tubes are uncut. Pedals not included. Specifications sometimes change. Cope.

# PACER FRAME



## FRAME GEOMETRY

Size	ST (C-T)		TT (C-C) *		TT (Effective)		HT Angle degrees	ST Angle degrees	BB Drop		CS Length	
	inches	mm	inches	mm	inches	mm			inches	mm	inches	mm
42cm	16.5	445.6	19.4	494.1	19.9	508.5	71.0	75.5	2.8	72.0	16.1	410.0
46cm	18.1	485.5	19.9	504.2	20.3	514.3	71.5	75.5	2.8	72.0	16.1	410.0
50cm	19.7	525.2	20.7	522.9	20.9	526.4	72.0	74.5	2.8	72.0	16.1	410.0
52cm	20.5	545.1	21.3	540.0	21.3	540.0	72.5	74.0	2.8	72.0	16.1	410.0
54cm	21.3	565.0	21.7	555.0	21.7	555.0	72.5	73.5	2.8	72.0	16.3	415.0
56cm	22.0	585.0	22.2	565.0	22.2	565.0	73.0	73.0	2.8	72.0	16.3	415.0
58cm	22.8	605.0	22.8	579.4	22.8	579.4	73.5	73.0	2.8	72.0	16.3	415.0
60cm	23.6	625.0	23.2	590.0	23.2	590.0	73.5	72.5	2.8	72.0	16.3	415.0
62cm	24.4	645.0	23.8	605.0	23.8	605.0	74.0	72.5	2.8	72.0	16.3	415.0

Size	Wheel Base		S.O. Height**		HT Length		FK Length		FK Rake	
	inches	mm	inches	mm	inches	mm	inches	mm	inches	mm
42cm	38.4	980.9	28.2	723.7	3.5	84.0	14.6	376.0	2.0	50.0
46cm	38.5	982.9	28.9	744.9	4.1	99.0	14.6	376.0	2.0	50.0
50cm	38.8	985.6	29.8	764.4	4.1	99.0	14.6	376.0	2.0	50.0
52cm	38.9	987.2	30.2	775.9	4.3	104.0	14.6	376.0	2.0	50.0
54cm	39.1	992.8	30.9	793.7	4.9	119.0	14.6	376.0	1.8	45.0
56cm	39.3	998.8	31.6	811.5	5.6	136.0	14.6	376.0	1.8	45.0
58cm	39.7	1008.6	32.4	830.7	6.3	154.0	14.6	376.0	1.8	45.0
60cm	39.9	1013.7	33.1	848.3	6.9	171.0	14.6	376.0	1.8	45.0
62cm	40.3	1023.4	33.8	867.3	7.6	189.0	14.6	376.0	1.8	45.0

\* All dimensions are preliminary and are subject to change.  
\*\*Measurements use tire with diameter of 676mm (average 26 x 2.1").

## FRAME SPECIFICATIONS

- Tubing:** Surly 4130 CroMoly steel. Main triangle double-buttet. TIG-welded
- Rear dropouts:** Vertical dropouts, 130mm spaced; with eyelet
- Brake compatibility:** Mid-reach (47-57mm) road calipers
- Braze-ons:** Single fender eyelets front and rear, dual water bottle mounts, and pump peg (54cm and larger)
- Seatpost diameter:** 27.2mm
- Seatpost clamp:** 30.0mm Surly stainless, included
- Headset:** 1-1/8" threadless
- Front derailleur clamp diameter:** 28.6mm
- Bottom bracket shell:** 68mm wide, threaded English 1.37" x 24t
- Chainring clearance:** 39/53t
- Tire clearance:** Room for 700c x 32mm or 700c x 28mm with fenders
- Color:** Sparkleboogie Blue

# PACER COMPLETE BIKE

## COMPONENT SIZING

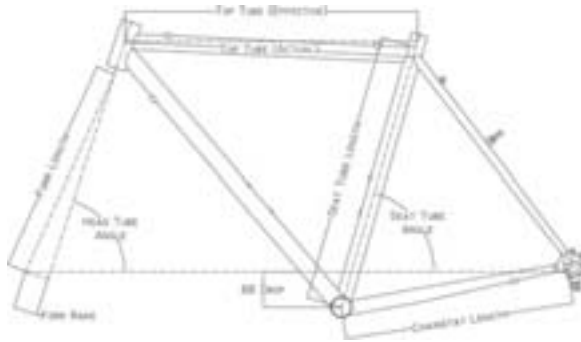
Size	Stem Length		Stem Angle degrees	Handlebar Width		Crank Length mm
	inches	mm		inches	mm	
42cm	3.1	80.0	7.0	15.7	400.0	170.0
46cm	3.1	80.0	7.0	15.7	400.0	170.0
50cm	3.5	90.0	7.0	16.5	420.0	170.0
52cm	3.5	90.0	7.0	16.5	420.0	170.0
54cm	3.9	100.0	7.0	16.5	420.0	170.0
56cm	3.9	100.0	7.0	17.3	440.0	172.5
58cm	4.3	110.0	7.0	17.3	440.0	175.0
60cm	4.7	120.0	7.0	18.1	460.0	175.0
62cm	4.7	120.0	7.0	18.1	460.0	175.0

## BIKE SPECIFICATIONS

Component	Type	Description
Headset	Cane Creek 40	1-1/8" threadless. Black
Crankset	Andel RSC2	RSC2-217XR. 34/50t. Silver
Bottom bracket	Shimano UN-54	68 x 110mm. Square taper interface
Brakes	Tektro R358	Dual pivot. Standard reach (47-57mm). Silver
Rims	Alex R390	32h. Black
Front Hub	Shimano Tiagra	HB4600. 32h. Silver
Rear Hub	Shimano Tiagra	FH4600. 32h. 130mm O.L.D. Silver
Tires	Continental Ultra Sport	28mm. Steel bead. Black
Brake/Shift Levers	Shimano Tiagra	ST4600
Front Derailleur	Shimano Tiagra	FD4600
Rear Derailleur	Shimano Tiagra	RD4600-SS. Silver
Cog or Cogset	Shimano Tiagra	CS-4600. 12-28t
Stem	KALLOY AS-008	26.0mm bar clamp. Silver
Handlebar	Salsa MotoAce Short & Shallow	Silver
Saddle	WTB SST Comp	Steel rails. Black vinyl. Feels pretty o.k.
Seatpost	Kalloy SP-342	27.2mm. 350mm. Black
Chain	SRAM PC-1071	10-speed. Silver
Extras		Surly stainless steel post clamp. Cushy cork bar tape

Fork steer tubes are uncut. Pedals not included. Specifications sometimes change. Cope.

# CROSS-CHECK FRAME



## FRAME GEOMETRY

Size	ST (C-T)		TT (C-C) *		TT (Effective)		HT Angle degrees	ST Angle degrees	BB Drop		CS Length	
	inches	mm	inches	mm	inches	mm			inches	mm	inches	mm
42cm	16.5	445.9	19.9	505.0	20.6	522.0	72.0	75.0	2.6	66.0	16.5	420.0
46cm	18.1	485.6	20.3	515.0	20.8	528.8	72.0	74.5	2.6	66.0	16.5	420.0
50cm	19.7	525.3	21.1	535.1	21.3	541.8	72.0	74.0	2.6	66.0	16.7	425.0
52cm	20.5	545.1	21.5	545.1	21.5	547.1	72.0	73.5	2.6	66.0	16.7	425.0
54cm	21.3	565.0	22.0	559.9	22.0	560.0	72.0	73.0	2.6	66.0	16.7	425.0
56cm	22.0	585.0	22.4	569.9	22.4	570.0	72.0	72.5	2.6	66.0	16.7	425.0
58cm	22.8	605.0	22.8	579.8	22.8	580.0	72.0	72.5	2.6	66.0	16.7	425.0
60cm	23.6	625.0	23.6	599.8	23.6	600.0	72.0	72.0	2.6	66.0	16.7	425.0
62cm	24.4	645.0	24.0	609.9	24.0	610.0	72.0	72.0	2.6	66.0	16.7	425.0

Size	Wheel Base		S.O. Height**		HT Length		FK Length		FK Rake	
	inches	mm	inches	mm	inches	mm	inches	mm	inches	mm
42cm	39.0	989.8	28.8	731.9	3.6	91.0	15.7	400.0	1.7	44.0
46cm	39.1	991.9	29.6	750.7	3.6	91.0	15.7	400.0	1.7	44.0
50cm	39.6	1005.2	30.3	769.4	3.6	91.0	15.7	400.0	1.7	44.0
52cm	39.6	1005.9	30.6	778.4	3.6	91.0	15.7	400.0	1.7	44.0
54cm	39.9	1014.3	31.2	793.0	4.0	102.0	15.7	400.0	1.7	44.0
56cm	40.1	1019.7	31.9	810.7	4.8	121.0	15.7	400.0	1.7	44.0
58cm	40.6	1029.9	32.7	829.9	5.6	141.0	15.7	400.0	1.7	44.0
60cm	41.1	1044.7	33.4	847.4	6.3	160.0	15.7	400.0	1.7	44.0
62cm	41.5	1054.7	34.1	866.2	7.1	180.0	15.7	400.0	1.7	44.0

\* All dimensions are preliminary and are subject to change.

\*\*Measurements use tire with 685mm outer diameter (Ritchey 700c x 30mm SpeedMax), and taken from middle of toptube to level ground.

## FRAME SPECIFICATIONS

**Tubing:** Surly 4130 CroMoly steel. Main triangle double-buttet. TIG-welded

**Rear dropouts:** Semi-horizontal dropouts give you singlespeed compatibility and wheelbase adjustability. Adjuster screws are included to keep your wheel in the right place for optimal shifting if you go with derailleurs. Our Gnot-rite spacing (132.5mm) allows you to run 130mm road hubs and 135mm MTB hubs

**Braze-ons:** Bosses front and rear to take cantilever or linear-pull brakes, eyelets at the dropouts, rear rack bosses, dual water bottle mounts, downtube shifter bosses, fully threaded through-blade fork eyelets for a front rack

**Seatpost diameter:** 27.2mm

**Seatpost clamp:** 30.0mm Surly stainless, included

**Headset/Stem:** 1-1/8" threadless

**Bottom bracket:** 68mm wide, standard English threaded 1.37" x 24t

**Tire clearance:** Fatties Fit Fine (FFF) stays and our beautiful slope-crowned custom fork provide room for tires up to 700c x 45mm, or about 700c x 40mm with fenders. Largest possible tire size depends on tire, rims, axle location in the dropouts, and other factors, but still, you can run pretty damn big tires

**Chainring clearance:** Manipulated stays so you can fit the size rings you want. Go nuts

**Color:** Robins Egg Blue or Gloss Black

# CROSS-CHECK COMPLETE BIKE

## COMPONENT SIZING

Size	Stem Length		Stem Angle	Handlebar Width		Crank Length
	inches	mm	degrees	inches	mm	mm
42cm	2.8	70.0	83.0	15.7	400.0	170.0
46cm	3.1	80.0	83.0	15.7	400.0	170.0
50cm	3.1	80.0	83.0	16.5	420.0	170.0
52cm	4.1	100.0	97.0	16.5	420.0	170.0
54cm	4.1	100.0	97.0	17.3	440.0	175.0
56cm	4.1	100.0	97.0	17.3	440.0	175.0
58cm	4.7	120.0	97.0	17.3	440.0	175.0
60cm	4.7	120.0	97.0	18.1	460.0	175.0
62cm	4.7	120.0	97.0	18.1	460.0	175.0

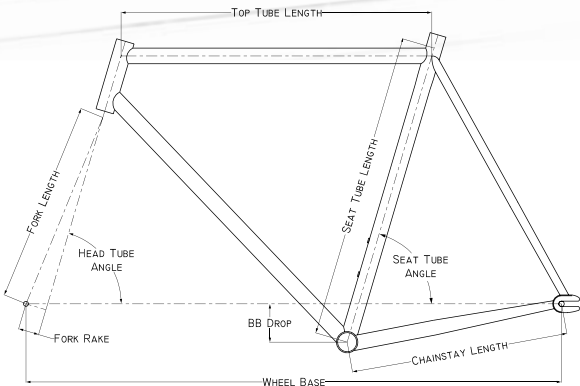
\*\*Stems can be flip-flopped to customize angle

## BIKE SPECIFICATIONS

Component	Type	Description
Headset	Cane Creek 40	1-1/8" threadless. Black
Crankset	Andel RSC6	36/48t. Black
Bottom Bracket	Shimano UN-54	68 x 107mm. Square taper interface
Brakes	Tektro cantilever	CR720 model. Black
Brake Levers	Tektro	RL341 short reach on 42, 46 & 50mm frames. RL340 standard reach on all others
Rims	Alex DA-16	700c. Double wall. 32h
Hubs	Shimano Deore	M590. QR. 32h. Black
Tires	Ritchey Speedmax Comp	Low center tread, pronounced side knobs. 32mm
Shifters	Shimano bar-end	SL-BS77 2/3 x 9-speed, friction setting
Front Derailleur	Shimano Sora	FD-3403. Silver
Rear Derailleur	Shimano Deore	M591SGS. Long cage. Black
Cog or Cogset	Shimano Tiagra HG50	11-13-14-15-17-19-21-23-32t
Stem	Kalloy AS-008	26.0mm bar clamp. Aluminum. 4-bolt face. Black
Handlebar	Salsa Bell Lap	Black
Saddle	WTB SST Comp	Steel rails. Black vinyl. Feels...not bad
Seatpost	Kalloy SP-342	27.2mm. 300mm. Black
Chain	SRAM PC-971	Silver
Extras		Surly stainless steel post clamp. 14g DT Swiss spokes. Some pretty sweet & comfy cork tape

Fork steer tubes are uncut. Pedals not included. Specifications sometimes change. Cope.

# STEAMROLLER FRAME



## FRAME GEOMETRY

Size	ST (C-T)		TT (C-C) *		TT (Effective)		HT Angle degrees	ST Angle degrees	BB Drop		CS Length	
	inches	mm	inches	mm	inches	mm			inches	mm	inches	mm
49cm	19.3	490.0	20.7	526.5	20.8	529.5	72.5	74.5	2.8	70.0	15.7	398.0
53cm	20.9	530.0	21.5	547.0	21.5	547.0	73.0	74.0	2.8	70.0	15.7	398.0
56cm	22.0	560.0	22.4	568.0	22.4	568.0	73.5	73.5	2.8	70.0	15.7	398.0
59cm	23.2	590.0	23.1	587.0	23.1	587.0	74.0	73.0	2.8	70.0	15.7	398.0
62cm	24.4	620.0	23.9	608.0	23.9	608.0	74.0	73.0	2.8	70.0	15.7	398.0

Size	Wheel Base		S.O. Height **		HT Length		FK Length		FK Rake	
	inches	mm	inches	mm	inches	mm	inches	mm	inches	mm
49cm	38.0	965.7	29.5	748.5	3.3	83.0	14.8	375.0	1.5	38.0
53cm	38.1	966.6	30.7	780.5	4.3	109.0	14.8	375.0	1.5	38.0
56cm	38.5	978.6	31.8	807.9	5.4	136.0	14.8	375.0	1.5	38.0
59cm	38.9	987.6	32.9	835.2	6.4	163.0	14.8	375.0	1.5	38.0
62cm	39.7	1009.1	34.1	865.3	7.7	196.0	14.8	375.0	1.5	38.0

\* All dimensions are preliminary and are subject to change.

\*\*Measurements use tire with outer diameter of 682mm (700c x 28mm), and taken from middle of toptube to level ground.

## FRAME SPECIFICATIONS

- Tubing:** Surly 4130 CroMoly steel. Main triangle is double-buttet. TIG-welded
- Rear dropouts:** Investment cast Surly track dropouts, 120mm spaced
- Brake compatibility:** Standard reach post-mount road calipers, but there are no stops for housing
- Braze-ons:** None, baby. Pure. OK, we put one set of water-bottle mounts on the seat tube 'cause we're not camels
- Seatpost diameter:** 27.2mm
- Seatpost clamp:** 30.0mm Surly stainless, included
- Headset:** 1-1/8" threadless
- Bottom bracket shell:** 68mm wide, threaded English 1.37" x 24t
- Tire clearance:** Room for tires up to 700c x 38mm. Individual tire and rim combos affect tire clearance, but figure on being able to use tires up to 32mm with fenders (p.s. use clip-on fenders)
- Chaining clearance:** Heavy manipulation of the chainstays gives room for a 50t ring while maintaining chainline. Track crank-compatible
- Color:** GrayGreen or Superblack

# STEAMROLLER COMPLETE BIKE

## COMPONENT SIZING

Size	Stem Length		Stem Angle	Handlebar Width		Crank Length
	inches	mm	degrees	inches	mm	mm
49cm	4.3	110.0	7.0	26.2	666.0	165.0
53cm	4.3	110.0	7.0	26.2	666.0	165.0
56cm	4.7	120.0	7.0	26.2	666.0	165.0
59cm	4.7	120.0	7.0	26.2	666.0	170.0
62cm	5.1	130.0	7.0	26.2	666.0	170.0

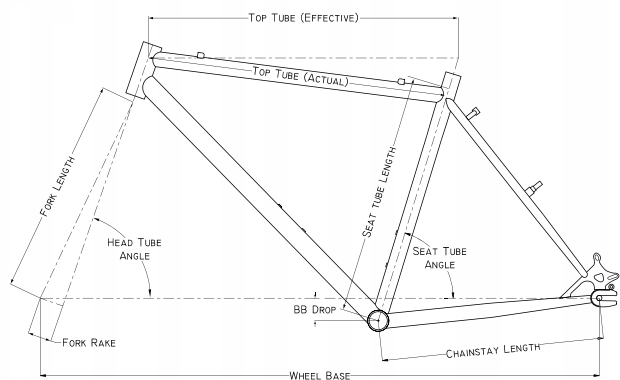
\*\*Stems can be flip-flopped to customize angle

## BIKE SPECIFICATIONS

Component	Type	Description
Headset	Ritchey Logic Comp	1-1/8" threadless. Steel. Black
Crankset	Andel	Forged arms. 44t. 3/32" chain compatible. Black
Bottom Bracket	T.H.C. (yeah! For real!)	68 x 103mm. Square taper interface
Brakes	Tektro R538	Dual pivot. Standard reach (47-57mm). Black
Brake Levers	Tektro MT2.1	Black & silver
Rims	Alex DA-22	32h. Black
Front Hub	Surly New	32h. Black
Rear Hub	Surly New	32h. Black. Fixed/free threading
Tires	Continental Tour Ride	32mm. Blackwall
Cog	Surly 3/32" fixed gear	19t
Stem	Kalloy AS-009	25.4mm bar clamp. Aluminum. 4-bolt face. Black
Handlebar	Surly Open Bar	No rise. Black
Saddle	WTB SST Comp	Steel rails. Black vinyl
Seatpost	Kalloy SP-248D	27.2mm. 300mm. Black
Chain	KMC X8.9	Yup
Extras		Surly stainless steel post clamp. Surly stainless steel cog lockring

Fork steer tubes are uncut. Pedals not included. Specifications sometimes change. Cope.

# 1X1 FRAME



## FRAME GEOMETRY

Size	ST (C-T)		TT (C-C) *		TT (Effective)		HT Angle	ST Angle	BB Drop		CS Length	
	inches	mm	inches	mm	inches	mm	degrees	degrees	inches	mm	inches	mm
X-Small	14.0	355.6	20.9	532.0	21.5	546.0	71.0	73.0	1.6	40.0	16.5	419.0
Small	16.0	406.4	21.6	549.0	22.5	571.0	71.0	73.0	1.6	40.0	16.5	419.0
Medium	18.0	457.2	22.4	570.0	23.5	596.0	71.0	73.0	1.6	40.0	16.5	419.0
Large	20.0	508.0	23.2	590.0	24.3	616.0	71.0	73.0	1.6	40.0	16.5	419.0
X-Large	22.0	558.8	23.9	608.3	24.8	631.0	71.0	73.0	1.6	40.0	16.5	419.0

Size	Wheel Base		S.O. Height* **		HT Length		FK Length		FK Rake	
	inches	mm	inches	mm	inches	mm	inches	mm	inches	mm
X-Small	39.8	1012.0	28.3	718.0	3.5	90.0	17.8	453.0	1.6	40.0
Small	40.8	1037.0	29.4	746.0	3.9	100.0	17.8	453.0	1.6	40.0
Medium	41.9	1063.0	30.5	774.0	4.3	110.0	17.8	453.0	1.6	40.0
Large	42.6	1083.0	31.7	804.0	4.9	125.0	17.8	453.0	1.6	40.0
X-Large	43.3	1099.0	33.0	837.0	5.7	145.0	17.8	453.0	1.6	40.0

\* All dimensions are preliminary and are subject to change.

\*\*Measurements use tire with diameter of 676mm (Tloga 2.1" DH) and taken from middle of toptube to level ground.

## FRAME SPECIFICATIONS

**Tubing:** 4130 CroMoly steel. Main triangle double-buttet. TIG-welded

**Rear dropouts:** Investment cast Surly track dropouts, 135mm spaced

**Braze-ons:** 51mm disc tabs and removable cantilever bosses front and rear, rear brake toptube housing stops, seatstay mounted disc housing guides, fender eyelets front and rear and dual water bottle mounts

**Seatpost diameter:** 27.2mm

**Seatpost clamp:** 30.0mm Surly stainless, included

**Headset:** 1-1/8" threadless

**Bottom bracket shell:** 73mm wide, threaded English 1.37" x 24t

**Tire clearance:** Room

**Fork:** Suspension corrected for 100mm travel suspension fork. 100% CroMoly

**Color:** Cash Black



*The End*



**6400 W. 105th St.  
Bloomington, MN 55438**

Phone: 877.743.3191

Web: [www.surlybikes.com](http://www.surlybikes.com)

E-mail: [derby@surlybikes.com](mailto:derby@surlybikes.com)

